



Kurdistan Regional Government  
Ministry of Planning  
Kurdistan Region Statistics Office



## Air Transportation Statistics Report at the Kurdistan Region Airports 2024

Transportation and Communication Statistics Department

February 2026

Kurdistan Regional Government  
Ministry of Planning  
Kurdistan Region Statistics Office



# Air Transportation Statistics Report at the Kurdistan Region Airports 2024

Transportation and Communication Statistics Department

February 2026

© Feb 2026, Kurdistan Region Statistics Office/ Ministry of planning

Suggested Citation:

Kurdistan Region Statistics Office, Erbil, Kurdistan region 2026, Transportation and Communication Statistics Department “*Air Transportation Statistics Report at Kurdistan Region Airports 2024*”

For more information please contact:

Email: [contact@krso.gov.krd](mailto:contact@krso.gov.krd)

Website: [www.krso.gov.krd](http://www.krso.gov.krd)

Mobile: 07508963143

Facebook: <https://www.facebook.com/krso.gov.krd>

ID number: 111

## Contents

|                                    |    |
|------------------------------------|----|
| List of tables.....                | II |
| List of Figures.....               | IV |
| Introduction.....                  | 1  |
| Objectives .....                   | 2  |
| Data Collection .....              | 2  |
| The most important indicators..... | 3  |

## List of tables

|  |    |
|--|----|
| Table 1: Key Indicators of Air Transport Activity at Kurdistan Region Airports in 2023 and 2024.....                                   | 6  |
| Table 2: Domestic flights at Kurdistan Region Airports in 2024.....  | 7  |
| Table 3: International flights at Kurdistan Region Airports in 2024.....   | 7  |
| Table 4: Number of domestic passengers transferred through Erbil International Airport by months in 2024.....                          | 10 |
| Table 5: Number of international passengers transferred through Erbil International Airport by months in 2024.....                     | 11 |
| Table 6: Number of Domestic passengers transferred through Sulaymaniyah International Airport by months in 2024.....                   | 12 |
| Table 7: Number of International passengers transferred through Sulaymaniyah International Airport by months in 2024.....              | 13 |
| Table 8 :Number of passengers transferred through Erbil International Airport by airlines and months in 2024.....                      | 14 |
| Table 9: Number of passengers transferred through Sulaymaniyah International Airport by airlines and months in 2024.....               | 15 |
| Table 10: Total number of international flights at Erbil International Airport by airline and months in 2024.....                      | 16 |
| Table 11: Total number of international flights at Sulaymaniyah International Airport by airlines and months in 2024.....              | 17 |
| Table 12: Number of Iraqi Airline flights (domestic) at Erbil International Airport by Months in 2024 .....                            | 18 |
| Table 13: Number of Iraqi Airline flights (International) at Erbil International Airport by months in 2024 .                           | 19 |
| Table 14: Number of Iraqi Airline flights (Domestic) at Sulaymaniyah International Airport by months in 2024.....                      | 20 |
| Table 15: Number of Iraqi Airline flights (International) at Sulaymaniyah International Airport by months in 2024.....                 | 21 |
| Table16 : Number of domestic passengers transferred through Iraqi Airline at Erbil International Airport by months in 2024.....        | 22 |
| Table17 : Number of International passengers transferred through Iraqi Airline at Erbil International Airport by months in 2024.....   | 23 |
| Table 18: Number of domestic passengers transferred through Iraqi Airline at Sulaymaniyah International Airport by months in 2024..... | 24 |
| Table 19: Number of International passengers transferred by Iraqi Airline at Sulaymaniyah International Airport by months in 2024..... | 25 |
| Table 20: Volume of goods (Tons) transferred at Erbil International Airport by months in 2024.....                                     | 26 |
| Table 21: Volume of goods (Tons) transferred at Sulaymaniyah International Airport by months in 2024.                                  | 27 |
| Table 22: Number of arrived flights at Erbil International Airport by airline and months in 2024.....                                  | 28 |
| Table 23: Number of departed flights at Erbil International Airport by airline and months in 2024 .....                                | 29 |
| Table 24: Number of arrived Flights at Sulaymaniyah International Airport by airlines and months in 2024.....                          | 31 |
| Table25 : Number of departed Flights at Sulaymaniyah International Airport by airlines and months in 2024.....                         | 32 |

|   |    |
|---|----|
| Table 26: Number of arrived passengers at Erbil International by airline and months in 2024 .....                 | 34 |
| Table 27: Number of departed passengers at Erbil International by airline and months in 2024.....                 | 35 |
| Table28 : Number of arrived passengers at Sulaymaniyah International Airport by airline and months in 2024 .....  | 37 |
| Table 29: Number of departed passengers at Sulaymaniyah International Airport by airline and months in 2024 ..... | 38 |
| Table 30: Air transport activities at Erbil international airport by airlines in 2024.....                        | 40 |
| Table 31: Air transport activities at Sulaymaniyah international airport by airlines in 2024.....                 | 41 |

## List of Figures

|   |    |
|---|----|
| Figure 1: Number of domestic and international flights at the Airports of the Kurdistan Region by years ...                     | 3  |
| Figure 2: Number of passengers (arrival, departure) transferred through the Airports in Kurdistan region by years .....         | 4  |
| Figure 3: volume of transported goods (loaded, unloaded) at the Airports in Kurdistan Region by years ....                      | 5  |
| Figure 4: Number of Flights (domestics, International) at the airports in Kurdistan Region by years.....                        | 8  |
| Figure 5: Number of passengers transferred through Erbil International Airport (domestic & International) by years.....         | 8  |
| Figure 6: Number of passengers transferred through Sulaymaniyah International Airport (domestic & international) by years ..... | 9  |
| Figure:7 Number of arrived and departed Flights at Erbil International Airport by airlines in 2024.....                         | 30 |
| Figure8 : Number of arrived and departed Flights at Sulaymaniyah International Airport by airlines in 2024 .....                | 33 |
| Figure 9: Total number of passengers transferred at Erbil International Airport by airline in 2024 .....                        | 36 |
| Figure 10: Total number of passengers transferred at Sulaymaniyah International Airport by airline in 2024 .....                | 39 |

## Introduction

Air transportation is one of the most important modes of transport due to its ability to reach destinations faster than other forms of transportation. By transporting large numbers of tourists and goods efficiently, it promotes international relations and global connectivity. Moreover, the significant contribution of air transport to GDP and its role in supporting economic growth should not be underestimated.

Due to the significance of air transportation and its impact on GDP and economic growth, Kurdistan Region Statistics Office (KRSO) in coordination with the Ministry of Transportation / General Directorate of Planning have prepared a report on air transportation activities for the year 2024. This report presents key indicators in the sector, including the number of domestic and international flights, passenger numbers, flights by airline, cargo volume, and other relevant indicators.

We would like to express our gratitude to the ministry of communications and transportation/ the general directorate of planning for their cooperation in preparing this report. We hope that this report will be useful to all relevant parties.



## Objectives

The purpose of this report is to present statistical indicators related to air transportation, including the number of flights (arrivals and departures), tourist numbers (arrivals and departures), the number of operating airlines, domestic and international flight figures, the volume of transported goods, and other relevant indicators.

## Data Collection

Kurdistan Region Statistics Office (KRSO) in coordination with Erbil and Sulaymaniyah International Airports administrations collected data from these airports using tables previously prepared by the Department of Transportation and Communication Statistics at KRSO. The data were then reviewed, and key indicators were identified. After data validation, appropriate and meaningful information was prepared for users and published in an annual report.

## Concepts and definitions

**Domestic Flights:** Refers to flights (arrivals and departures) operating between airports within the same country. In this report, domestic flights specifically refer to those between the airports of Baghdad, Erbil, Sulaymaniyah, Basra, and Najaf.

**International flights:** Refers to flights (arrivals and departures) between airports located in different countries. In this report international flights specifically refer to those between Erbil and Sulaymaniyah airports in Kurdistan Region and airports in other countries.

**Number of transferred passengers:** Refers to the total number of passengers (arrivals and departures) traveling through the airports of Kurdistan Region.

**Number of Arrived Flights:** Refers to the total number of flights that landed at the airports of the Kurdistan Region, including those operated by Iraqi, Arab, and international airlines.

**Number of departed flights:** Refers to the total number of flights that departed from airports in the Kurdistan Region, including those operated by Iraqi, Arab, and international airlines.

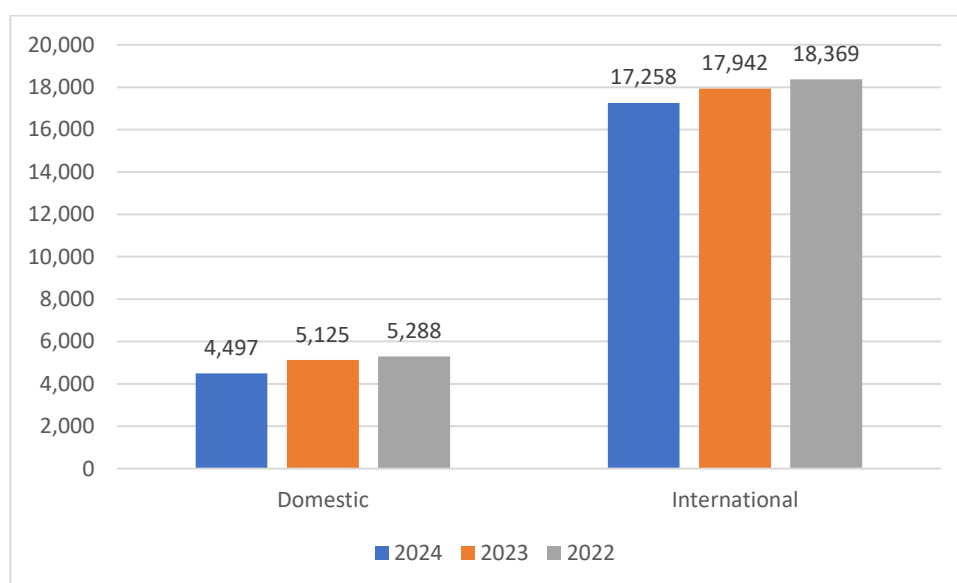
**Volume of goods transported:** Refers to the total weight of goods loaded and unloaded at airports in the Kurdistan Region.

## The most important indicators

**Number of flights:** In 2024, a total of 21,764 flights (arrivals and departures) were recorded at the airports of the Kurdistan Region. Of these, 4,479 were domestic flights, accounting for 20.6%, while 17,285 were international flights, representing 79.4%. Comparing with 2023, the number of flights decreased by 5.8% in 2024.

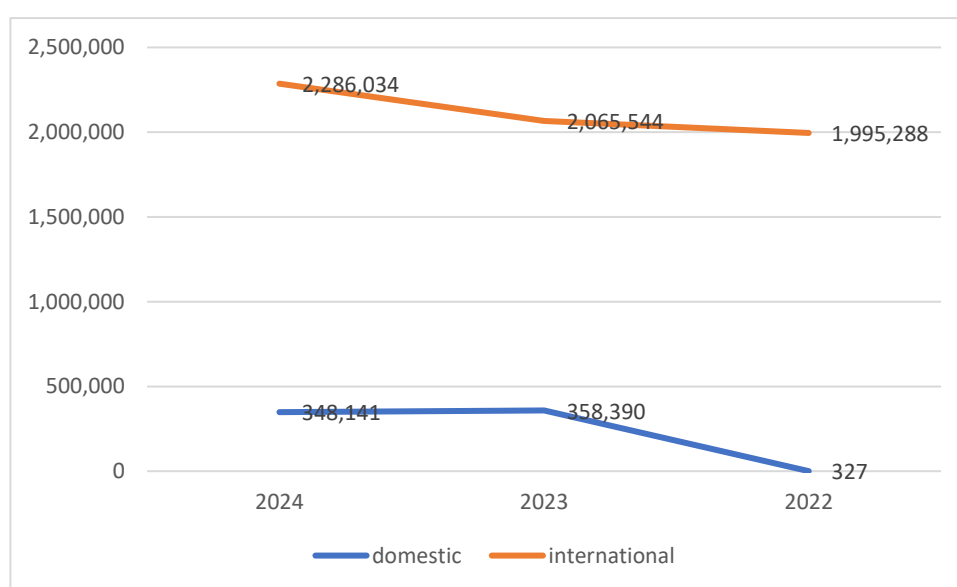
At the governorate level, Erbil Airport recorded 18,198 flights, including 3,362 domestic and 14,836 international flights. Sulaymaniyah Airport recorded 3,566 flights, of which 1,117 were domestic and 2,449 were international.

*Figure 1: Number of domestic and international flights at the Airports of the Kurdistan Region by years*



**Number of transferred passengers:** In 2024, a total of 2,434,175 passengers were transferred by various passenger transportation companies through the airports of Kurdistan Region. Of these, 348,141 were domestic passengers, representing 14.3%, while 2,086,034 were international passengers, accounting for 85.7%. Comparing with 2023, the number of passengers increased by 0.4% in 2024.

*Figure 2: Number of passengers (arrival, departure) transferred through the Airports in Kurdistan region by years*



**Volume of Goods Transported:** In 2024, a total of 24,924 tons of goods were transported through Erbil and Sulaymaniyah airports in Kurdistan Region. Of this, 23,408 tons were unloaded, and 1,516 tons were loaded. Compared with 2023, the volume of transported goods increased by 22.5% in 2024.

Figure 3: volume of transported goods (loaded, unloaded) at the Airports in Kurdistan Region by years

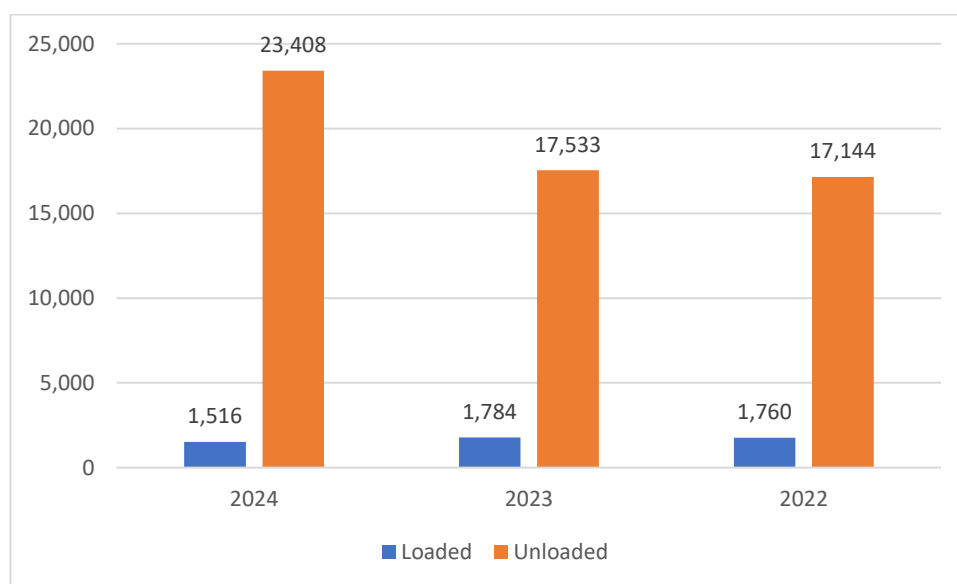


Table 1: Key Indicators of Air Transport Activity at Kurdistan Region Airports in 2023 and 2024

| Indicators                        | Unit of measurement | 2023      | 2024      |
|-----------------------------------|---------------------|-----------|-----------|
| Number of arrived passengers      | Passenger           | 1,235,305 | 1,214,903 |
| Number of departed passengers     | Passenger           | 1,188,629 | 1,219,272 |
| Total number of passengers        | Passenger           | 2,423,934 | 2,434,175 |
| Number of arrived flights         | flight              | 11,546    | 10,882    |
| Number of departed flights        | flight              | 11,548    | 10,882    |
| Total number of flights           | flight              | 23,094    | 21,764    |
| Volume of unloaded goods          | Ton                 | 17,533    | 23,408    |
| Volume of loaded goods            | Ton                 | 1,784     | 1,516     |
| Total volume of transferred goods | Ton                 | 19,317    | 24,924    |

Table 2: Domestic flights at Kurdistan Region Airports in 2024

| Airport                            | Number of flights | Flights |          | Passengers |          |
|------------------------------------|-------------------|---------|----------|------------|----------|
|                                    |                   | Arrived | Departed | Arrived    | Departed |
| Erbil International Airport        | 3,362             | 1,679   | 1,683    | 145,802    | 138,165  |
| Sulaymaniyah International Airport | 1,117             | 557     | 560      | 32,120     | 32,054   |
| Total                              | 4479              | 2,236   | 2243     | 177,922    | 170,219  |

Table 3: International flights at Kurdistan Region Airports in 2024

| Airport                            | Number of flights | Flights |          | Passengers |           |
|------------------------------------|-------------------|---------|----------|------------|-----------|
|                                    |                   | Arrived | Departed | Arrived    | Departed  |
| Erbil International Airport        | 14,836            | 7,420   | 7,416    | 916,537    | 928,155   |
| Sulaymaniyah International Airport | 2,449             | 1,226   | 1,223    | 120,444    | 120,898   |
| Total                              | 17,285            | 8,646   | 8,639    | 1,036,981  | 1,049,053 |

Figure 4: Number of Flights (domestics, International) at the airports in Kurdistan Region by years

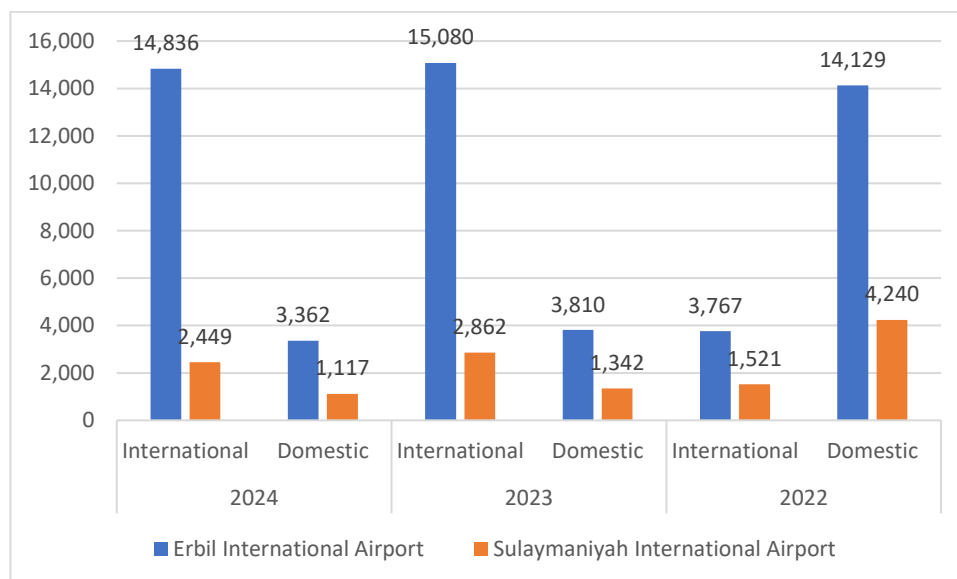


Figure 5: Number of passengers transferred through Erbil International Airport (domestic & International) by years

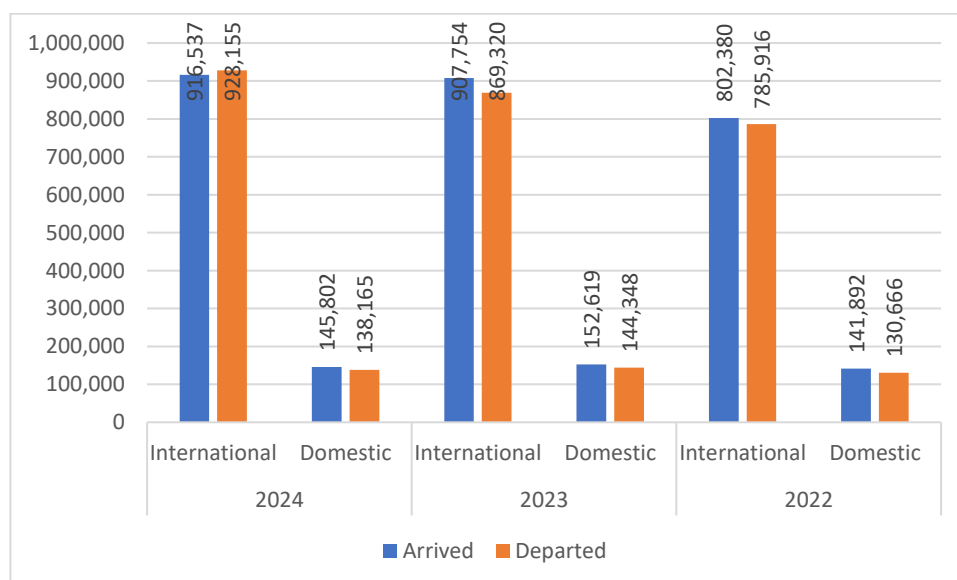


Figure 6: Number of passengers transferred through Sulaymaniyah International Airport (domestic & international) by years





*Table 4: Number of domestic passengers transferred through Erbil International Airport by months in 2024*

| Month | Arrived | Departed |
|-------|---------|----------|
| Jan   | 11,420  | 11,571   |
| Feb   | 12,262  | 11,169   |
| Mar   | 9,527   | 9,333    |
| April | 10,339  | 9,370    |
| May   | 13,431  | 12,236   |
| June  | 12,706  | 11,789   |
| July  | 13,107  | 12,633   |
| Aug   | 13,466  | 12,441   |
| Sep   | 13,568  | 13,393   |
| Oct   | 11,289  | 10,688   |
| Nov   | 11,698  | 11,334   |
| Dec   | 12,989  | 12,208   |
| Total | 145,802 | 138,165  |

*Table 5: Number of international passengers transferred through Erbil International Airport by months in 2024*

| Month | Arrived | Departed |
|-------|---------|----------|
| Jan   | 72,792  | 70,091   |
| Feb   | 70,239  | 63,164   |
| Mar   | 75,439  | 56,848   |
| April | 79,218  | 75,926   |
| May   | 62,841  | 87,231   |
| June  | 89,076  | 83,013   |
| July  | 104,869 | 94,089   |
| Aug   | 86,212  | 106,620  |
| Sep   | 85,384  | 90,092   |
| Oct   | 65,822  | 65,761   |
| Nov   | 59,628  | 65,400   |
| Dec   | 65,017  | 69,920   |
| Total | 916,537 | 928,155  |

*Table 6: Number of Domestic passengers transferred through Sulaymaniyah International Airport by months in 2024*

| Month | Arrived | Departed |
|-------|---------|----------|
| Jan   | 2,350   | 2,450    |
| Feb   | 2,684   | 2,821    |
| Mar   | 2,024   | 2,183    |
| April | 1,946   | 1,975    |
| May   | 2,750   | 2,741    |
| June  | 3,013   | 2,807    |
| July  | 3,010   | 2,831    |
| Aug   | 3,257   | 3,220    |
| Sep   | 3,317   | 3,337    |
| Oct   | 2,346   | 2,278    |
| Nov   | 2,783   | 2,695    |
| Dec   | 2,640   | 2,716    |
| Total | 32,120  | 32,054   |

*Table 7: Number of International passengers transferred through Sulaymaniyah International Airport by months in 2024*

| Month | Arrived | Departed |
|-------|---------|----------|
| Jan   | 12,082  | 12,199   |
| Feb   | 10,873  | 10,606   |
| Mar   | 11,459  | 8,111    |
| April | 9,301   | 7,816    |
| May   | 7,987   | 10,999   |
| June  | 10,636  | 9,357    |
| July  | 11,735  | 10,652   |
| Aug   | 11,236  | 14,168   |
| Sep   | 11,706  | 11,623   |
| Oct   | 7,186   | 7,361    |
| Nov   | 7,359   | 7,797    |
| Dec   | 8,884   | 10,209   |
| Total | 120,444 | 120,898  |

*Table 8 :Number of passengers transferred through Erbil International Airport by airlines and months in 2024*

| Month | Iraqi Airline |          | Arab Airline |          | Foreign Airline |          | Total   |          |
|-------|---------------|----------|--------------|----------|-----------------|----------|---------|----------|
|       | Arrived       | Departed | Arrived      | Departed | Arrived         | Departed | Arrived | Departed |
| Jan   | 26,490        | 25,476   | 36,444       | 40,492   | 7,659           | 7,135    | 70,593  | 73,103   |
| Feb   | 24,901        | 26,064   | 29,104       | 35,295   | 9,672           | 9,607    | 63,677  | 70,966   |
| Mar   | 24,125        | 32,359   | 27,178       | 35,103   | 5,788           | 8,169    | 57,091  | 75,631   |
| April | 34,429        | 36,809   | 34,254       | 34,763   | 7,475           | 7,708    | 76,158  | 79,280   |
| May   | 39,080        | 30,918   | 41,551       | 29,206   | 6,748           | 2,855    | 87,379  | 62,979   |
| June  | 37,108        | 40,880   | 39,249       | 39,602   | 6,790           | 8,738    | 83,147  | 89,220   |
| July  | 44,379        | 50,988   | 41,029       | 46,336   | 8,862           | 7,647    | 94,270  | 104,971  |
| Aug   | 42,631        | 37,538   | 51,137       | 37,465   | 12,876          | 11,240   | 106,644 | 86,243   |
| Sep   | 41,395        | 38,364   | 40,636       | 37,304   | 8,427           | 10,019   | 90,458  | 85,687   |
| Oct   | 30,014        | 29,264   | 30,971       | 31,491   | 4,936           | 5,206    | 65,921  | 65,961   |
| Nov   | 29,936        | 27,333   | 30,740       | 27,959   | 5,120           | 4,482    | 65,796  | 59,774   |
| Dec   | 30,958        | 31,721   | 32,032       | 27,863   | 7,082           | 5,611    | 70,072  | 65,195   |
| Total | 405,446       | 407,714  | 434,325      | 422,879  | 91,435          | 88,417   | 931,206 | 919,010  |

*Table 9: Number of passengers transferred through Sulaymaniyah International Airport by airlines and months in 2024*

| Month | Iraqi Airline |          | Arab Airline |          | Foreign Airline |          | Total   |          |
|-------|---------------|----------|--------------|----------|-----------------|----------|---------|----------|
|       | Arrived       | Departed | Arrived      | Departed | Arrived         | Departed | Arrived | Departed |
| Jan   | 4,878         | 5,176    | 6,223        | 6,039    | 981             | 984      | 12,082  | 12,199   |
| Feb   | 5,331         | 5,209    | 4,674        | 4,284    | 868             | 1,113    | 10,873  | 10,606   |
| Mar   | 4,938         | 3,528    | 5,015        | 3,758    | 1,506           | 825      | 11,459  | 8,111    |
| April | 2,913         | 2,380    | 5,759        | 4,484    | 629             | 952      | 9,301   | 7,816    |
| May   | 1,790         | 3,071    | 5,189        | 6,799    | 1,008           | 1,129    | 7,987   | 10,999   |
| June  | 3,512         | 2,708    | 5,991        | 5,367    | 1,133           | 1,282    | 10,636  | 9,357    |
| July  | 2,234         | 3,211    | 8,203        | 5,953    | 1,298           | 1,488    | 11,735  | 10,652   |
| Aug   | 4,573         | 4,788    | 5,192        | 7,709    | 1,471           | 1,671    | 11,236  | 14,168   |
| Sep   | 4,658         | 3,664    | 5,549        | 6,392    | 1,499           | 1,567    | 11,706  | 11,623   |
| Oct   | 2,938         | 2,527    | 3,396        | 3,918    | 852             | 916      | 7,186   | 7,361    |
| Nov   | 2,616         | 2,681    | 3,819        | 4,120    | 924             | 996      | 7,359   | 7,797    |
| Dec   | 3,947         | 3,871    | 3,871        | 4,846    | 1,066           | 1,492    | 8,884   | 10,209   |
| Total | 44,328        | 42,814   | 62,881       | 63,669   | 13,235          | 14,415   | 120,444 | 120,898  |

Table 10: Total number of international flights at Erbil International Airport by airline and months in 2024

| Month | Iraqi Airline |          | Arab Airline |          | Foreign Airline |          | Total   |          |
|-------|---------------|----------|--------------|----------|-----------------|----------|---------|----------|
|       | Arrived       | Departed | Arrived      | Departed | Arrived         | Departed | Arrived | Departed |
| Jan   | 97            | 95       | 389          | 389      | 170             | 170      | 654     | 656      |
| Feb   | 109           | 106      | 340          | 340      | 180             | 180      | 626     | 629      |
| Mar   | 98            | 91       | 316          | 316      | 212             | 212      | 619     | 626      |
| April | 92            | 88       | 309          | 309      | 241             | 241      | 638     | 642      |
| May   | 65            | 73       | 304          | 304      | 237             | 237      | 614     | 606      |
| June  | 94            | 84       | 347          | 347      | 246             | 246      | 677     | 687      |
| July  | 91            | 96       | 356          | 356      | 286             | 286      | 738     | 733      |
| Aug   | 106           | 111      | 349          | 349      | 229             | 229      | 689     | 684      |
| Sep   | 88            | 79       | 317          | 317      | 252             | 252      | 648     | 657      |
| Oct   | 55            | 57       | 259          | 259      | 186             | 187      | 503     | 500      |
| Nov   | 53            | 57       | 269          | 269      | 207             | 207      | 533     | 529      |
| Dec   | 61            | 65       | 280          | 280      | 232             | 231      | 576     | 573      |
| Total | 1,009         | 1,002    | 3,835        | 3,835    | 2,678           | 2,678    | 7,515   | 7,522    |

Table 11: Total number of international flights at Sulaymaniyah International Airport by airlines and months in 2024

| Month | Iraqi Airline |          | Arab Airline |          | Foreign Airline |          | Total   |          |
|-------|---------------|----------|--------------|----------|-----------------|----------|---------|----------|
|       | Arrived       | Departed | Arrived      | Departed | Arrived         | Departed | Arrived | Departed |
| Jan   | 49            | 49       | 70           | 69       | 8               | 8        | 127     | 126      |
| Feb   | 47            | 49       | 59           | 59       | 8               | 8        | 114     | 116      |
| Mar   | 49            | 47       | 56           | 57       | 9               | 9        | 114     | 113      |
| April | 38            | 35       | 48           | 47       | 7               | 7        | 93      | 89       |
| May   | 37            | 40       | 53           | 53       | 9               | 9        | 99      | 102      |
| June  | 41            | 39       | 52           | 53       | 8               | 8        | 101     | 100      |
| July  | 33            | 39       | 60           | 60       | 9               | 9        | 102     | 108      |
| Aug   | 47            | 48       | 63           | 62       | 9               | 9        | 119     | 119      |
| Sep   | 43            | 38       | 55           | 56       | 9               | 9        | 107     | 103      |
| Oct   | 25            | 24       | 42           | 42       | 8               | 8        | 75      | 74       |
| Nov   | 24            | 25       | 52           | 51       | 7               | 7        | 83      | 83       |
| Dec   | 32            | 29       | 51           | 52       | 9               | 9        | 92      | 90       |
| Total | 465           | 462      | 661          | 661      | 100             | 100      | 1,226   | 1,223    |



*Table 12: Number of Iraqi Airline flights (domestic) at Erbil International Airport by Months in 2024*

| Month | Arrived | Departed | Total |
|-------|---------|----------|-------|
| Jan   | 165     | 167      | 332   |
| Feb   | 146     | 149      | 295   |
| Mar   | 151     | 158      | 309   |
| April | 138     | 142      | 280   |
| May   | 134     | 126      | 260   |
| June  | 119     | 128      | 247   |
| July  | 134     | 130      | 264   |
| Aug   | 144     | 138      | 282   |
| Sep   | 114     | 124      | 238   |
| Oct   | 107     | 105      | 212   |
| Nov   | 105     | 101      | 206   |
| Dec   | 120     | 116      | 236   |
| Total | 1,577   | 1,584    | 3,161 |

*Table 13: Number of Iraqi Airline flights (International) at Erbil International Airport by months in 2024*

| Month | Arrived | Departed | Total |
|-------|---------|----------|-------|
| Jan   | 97      | 95       | 192   |
| Feb   | 109     | 106      | 215   |
| Mar   | 98      | 91       | 189   |
| April | 92      | 88       | 180   |
| May   | 65      | 73       | 138   |
| June  | 94      | 84       | 178   |
| July  | 91      | 96       | 187   |
| Aug   | 106     | 111      | 217   |
| Sep   | 88      | 79       | 167   |
| Oct   | 55      | 57       | 112   |
| Nov   | 53      | 57       | 110   |
| Dec   | 61      | 65       | 126   |
| Total | 1,009   | 1,002    | 2,011 |

*Table 14: Number of Iraqi Airline flights (Domestic) at Sulaymaniyah International Airport by months in 2024*

| Month | Arrived | Departed | Total |
|-------|---------|----------|-------|
| Jan   | 60      | 59       | 119   |
| Feb   | 53      | 52       | 105   |
| Mar   | 49      | 51       | 100   |
| April | 35      | 38       | 73    |
| May   | 41      | 38       | 79    |
| June  | 46      | 48       | 94    |
| July  | 52      | 46       | 98    |
| Aug   | 49      | 48       | 97    |
| Sep   | 43      | 48       | 91    |
| Oct   | 44      | 45       | 89    |
| Nov   | 42      | 41       | 83    |
| Dec   | 43      | 46       | 89    |
| Total | 557     | 560      | 1,117 |

*Table 15: Number of Iraqi Airline flights (International) at Sulaymaniyah International Airport by months in 2024*

| Month | Arrived | Departed | Total |
|-------|---------|----------|-------|
| Jan   | 49      | 49       | 98    |
| Feb   | 47      | 49       | 96    |
| Mar   | 49      | 47       | 96    |
| April | 38      | 35       | 73    |
| May   | 37      | 40       | 77    |
| June  | 41      | 39       | 80    |
| July  | 33      | 39       | 72    |
| Aug   | 47      | 48       | 95    |
| Sep   | 43      | 38       | 81    |
| Oct   | 25      | 24       | 49    |
| Nov   | 24      | 25       | 49    |
| Dec   | 32      | 29       | 61    |
| Total | 465     | 462      | 927   |

Table16 : Number of domestic passengers transferred through Iraqi Airline at Erbil International Airport by months in 2024

| Month | Arrived | Departed | Total   |
|-------|---------|----------|---------|
| Jan   | 11,109  | 11,069   | 22,178  |
| Feb   | 11,535  | 10,656   | 22,191  |
| Mar   | 9,335   | 9,090    | 18,425  |
| April | 10,277  | 9,138    | 19,415  |
| May   | 13,293  | 12,088   | 25,381  |
| June  | 12,562  | 11,655   | 24,217  |
| July  | 13,005  | 12,452   | 25,457  |
| Aug   | 13,435  | 12,417   | 25,852  |
| Sep   | 13,265  | 13,027   | 26,292  |
| Oct   | 11,150  | 10,528   | 21,678  |
| Nov   | 11,552  | 10,938   | 22,490  |
| Dec   | 12,811  | 12,056   | 24,867  |
| Total | 143,329 | 135,114  | 278,443 |

*Table 17: Number of International passengers transferred through Iraqi Airline at Erbil International Airport by months in 2024*

| Month | Arrived | Departed | Total   |
|-------|---------|----------|---------|
| Jan   | 7,135   | 7,659    | 14,794  |
| Feb   | 9,607   | 9,672    | 19,279  |
| Mar   | 8,169   | 5,788    | 13,957  |
| April | 7,708   | 7,475    | 15,183  |
| May   | 2,855   | 6,748    | 9,603   |
| June  | 8,738   | 6,790    | 15,528  |
| July  | 7,647   | 8,862    | 16,509  |
| Aug   | 11,240  | 12,876   | 24,116  |
| Sep   | 10,019  | 8,427    | 18,446  |
| Oct   | 5,206   | 4,936    | 10,142  |
| Nov   | 4,482   | 5,120    | 9,602   |
| Dec   | 5,611   | 7,082    | 12,693  |
| Total | 88,417  | 91,435   | 179,852 |

*Table 18: Number of domestic passengers transferred through Iraqi Airline at Sulaymaniyah International Airport by months in 2024*

| Month | Arrived | Departed | Total  |
|-------|---------|----------|--------|
| Jan   | 2,350   | 2,450    | 4,800  |
| Feb   | 2,684   | 2,821    | 5,505  |
| Mar   | 2,024   | 2,183    | 4,207  |
| April | 1,946   | 1,975    | 3,921  |
| May   | 2,750   | 2,741    | 5,491  |
| June  | 3,013   | 2,807    | 5,820  |
| July  | 3,010   | 2,831    | 5,841  |
| Aug   | 3,257   | 3,220    | 6,477  |
| Sep   | 3,317   | 3,337    | 6,654  |
| Oct   | 2,346   | 2,278    | 4,624  |
| Nov   | 2,783   | 2,695    | 5,478  |
| Dec   | 2,640   | 2,716    | 5,356  |
| Total | 32,120  | 32,054   | 64,174 |

*Table 19: Number of International passengers transferred by Iraqi Airline at Sulaymaniyah International Airport by months in 2024*

| Month | Arrived | Departed | Total  |
|-------|---------|----------|--------|
| Jan   | 4,878   | 5,176    | 10,054 |
| Feb   | 5,331   | 5,209    | 10,540 |
| Mar   | 4,938   | 3,528    | 8,466  |
| April | 2,913   | 2,380    | 5,293  |
| May   | 1,790   | 3,071    | 4,861  |
| June  | 3,512   | 2,708    | 6,220  |
| July  | 2,234   | 3,211    | 5,445  |
| Aug   | 4,573   | 4,788    | 9,361  |
| Sep   | 4,658   | 3,664    | 8,322  |
| Oct   | 2,938   | 2,527    | 5,465  |
| Nov   | 2,616   | 2,681    | 5,297  |
| Dec   | 3,947   | 3,871    | 7,818  |
| Total | 44,328  | 42,814   | 87,142 |



*Table 20: Volume of goods (Tons) transferred at Erbil International Airport by months in 2024*

| Month | Iraqi, Arab, and Foreign Airlines |        |
|-------|-----------------------------------|--------|
|       | Unloaded                          | Loaded |
| Jan   | 1,347                             | 108    |
| Feb   | 1,559                             | 53     |
| Mar   | 1,317                             | 108    |
| April | 1,317                             | 108    |
| May   | 1,559                             | 111    |
| June  | 1,636                             | 109    |
| July  | 1,348                             | 136    |
| Aug   | 1,287                             | 122    |
| Sep   | 1,424                             | 88     |
| Oct   | 1,269                             | 109    |
| Nov   | 1,859                             | 97     |
| Dec   | 1,930                             | 111    |
| Total | 17,852                            | 1,260  |

Table 21: Volume of goods (Tons) transferred at Sulaymaniyah International Airport by months in 2024

| Month | Iraqi, Arab, and Foreign Airlines |        |
|-------|-----------------------------------|--------|
|       | Unloaded                          | Loaded |
| Jan   | 354                               | 21     |
| Feb   | 602                               | 26     |
| Mar   | 1,679                             | 14     |
| April | 757                               | 13     |
| May   | 791                               | 13     |
| June  | 206                               | 8      |
| July  | 257                               | 25     |
| Aug   | 211                               | 12     |
| Sep   | 122                               | 19     |
| Oct   | 172                               | 31     |
| Nov   | 243                               | 41     |
| Dec   | 162                               | 33     |
| Total | 5,556                             | 256    |

Table 22: Number of arrived flights at Erbil International Airport by airline and months in 2024

| Month<br>Airline        | Jan | Feb | Mar | April | May | June | July | Aug | Sep | Oct | Nov | Dec | Total |
|-------------------------|-----|-----|-----|-------|-----|------|------|-----|-----|-----|-----|-----|-------|
| Arab airline            | 30  | 29  | 31  | 29    | 31  | 30   | 31   | 31  | 30  | 29  | 30  | 31  | 362   |
| Ajet Airline            | /   | /   | /   | 28    | 23  | 24   | 31   | 18  | 23  | 17  | 30  | 31  | 225   |
| Austrian Airlines       |     | 11  | 14  | 22    | 24  | 24   | 27   | 9   | 25  | 24  | 20  | 18  | 218   |
| Sham Wings              | 31  | 39  | 31  | 22    | 10  | 15   | 12   | 14  | 15  | 25  | 24  | 4   | 242   |
| Dan Airlines            | 1   | /   | /   | /     | /   | /    | /    | /   | /   | /   | /   | /   | 1     |
| Egypt Airline           | 13  | 13  | 14  | 16    | 17  | 18   | 19   | 17  | 17  | 15  | 15  | 16  | 190   |
| Euro wings Airlines     | /   | /   | 26  | 37    | 36  | 26   | 40   | 13  | 35  | 36  | 29  | 33  | 311   |
| Fly Baghdad             | 76  | 26  | 33  | 18    | 17  | 16   | 17   | 14  | 16  | 7   | 2   | 1   | 243   |
| Fly Nas                 | 8   | /   | /   | /     | /   | /    | /    | /   | /   | /   | /   | /   | 8     |
| Dubai flight            | 31  | 29  | 31  | 28    | 31  | 30   | 31   | 31  | 30  | 28  | 30  | 31  | 361   |
| Iraqi airline           | 262 | 255 | 249 | 230   | 199 | 213  | 225  | 250 | 202 | 162 | 158 | 181 | 2,586 |
| Mahan Airlines          | 13  | 12  | 14  | 9     | 9   | 8    | 13   | 13  | 13  | 11  | 9   | 11  | 135   |
| Middle East Airlines    | 13  | 13  | 13  | 17    | 15  | 19   | 17   | 18  | 17  | 15  | 8   | 14  | 179   |
| Pakistan Airlines       | /   | 2   | /   | /     | /   | /    | /    | /   | /   | /   | /   | /   | 2     |
| Pegasus airline         | 58  | 58  | 62  | 68    | 66  | 76   | 88   | 92  | 80  | 54  | 70  | 82  | 854   |
| Qatar airline           | 47  | 58  | 43  | 41    | 45  | 54   | 62   | 61  | 36  | 9   | 30  | 41  | 527   |
| Royal Jordanian airline | 48  | 46  | 48  | 47    | 49  | 50   | 48   | 48  | 47  | 49  | 47  | 45  | 572   |
| Sun Express Turkish     | /   | /   | /   | /     | 1   | 9    | 9    | 1   | /   | /   | /   | /   | 20    |
| Tailwind Airlines       | /   | 1   | /   | /     | /   | /    | /    | /   | /   | /   | /   | /   | 1     |
| Turkish Airlines        | 89  | 88  | 87  | 68    | 69  | 71   | 69   | 74  | 67  | 44  | 49  | 57  | 832   |
| UR airline              | 92  | 87  | 72  | 91    | 89  | 115  | 119  | 115 | 109 | 82  | 83  | 97  | 1,151 |
| Wizz Air                | 9   | 8   | 9   | 9     | 9   | 8    | 9    | 9   | 9   | /   | /   | /   | 79    |
| Total                   | 821 | 775 | 777 | 780   | 740 | 806  | 867  | 828 | 771 | 607 | 634 | 693 | 9,099 |

Table 23: Number of departed flights at Erbil International Airport by airline and months in 2024

| Airline \ Month         | Jan | Feb | Mar | April | May | June | July | Aug | Sep | Oct | Nov | Dec | Total |
|-------------------------|-----|-----|-----|-------|-----|------|------|-----|-----|-----|-----|-----|-------|
| Arab airline            | 30  | 29  | 31  | 29    | 31  | 30   | 31   | 31  | 30  | 29  | 30  | 31  | 362   |
| Ajet Airline            | /   | /   | /   | 28    | 23  | 24   | 31   | 18  | 23  | 17  | 30  | 31  | 225   |
| Austrian Airlines       |     | 11  | 14  | 22    | 24  | 24   | 27   | 9   | 25  | 24  | 20  | 18  | 218   |
| Sham Wings              | 31  | 39  | 31  | 22    | 10  | 15   | 12   | 14  | 15  | 25  | 24  | 4   | 242   |
| Dan Airlines            | 1   | /   | /   | /     | /   | /    | /    | /   | /   | /   | /   | /   | 1     |
| Egypt Airline           | 13  | 13  | 14  | 16    | 17  | 18   | 19   | 17  | 17  | 15  | 15  | 16  | 190   |
| Euro wings Airlines     | /   | /   | 26  | 37    | 36  | 26   | 40   | 13  | 35  | 36  | 29  | 33  | 311   |
| Fly Baghdad             | 76  | 26  | 33  | 18    | 17  | 16   | 17   | 14  | 16  | 7   | 2   | 1   | 243   |
| Fly Nas                 | 8   | /   | /   | /     | /   | /    | /    | /   | /   | /   | /   | /   | 8     |
| Dubai flight            | 31  | 29  | 31  | 28    | 31  | 30   | 31   | 31  | 30  | 28  | 30  | 31  | 361   |
| Iraqi airline           | 262 | 255 | 249 | 230   | 199 | 212  | 226  | 249 | 203 | 162 | 158 | 181 | 2,586 |
| Mahan Airlines          | 13  | 12  | 14  | 9     | 9   | 8    | 13   | 13  | 13  | 12  | 9   | 10  | 135   |
| Middle East Airlines    | 13  | 13  | 13  | 17    | 15  | 19   | 17   | 18  | 17  | 15  | 8   | 14  | 179   |
| Pakistan Airlines       | /   | 2   | /   | /     | /   | /    | /    | /   | /   | /   | /   | /   | 2     |
| Pegasus airline         | 58  | 58  | 62  | 68    | 66  | 76   | 88   | 92  | 80  | 54  | 70  | 82  | 854   |
| Qatar airline           | 47  | 58  | 43  | 41    | 45  | 54   | 62   | 61  | 36  | 9   | 30  | 41  | 527   |
| Royal Jordanian airline | 48  | 46  | 48  | 47    | 49  | 50   | 48   | 48  | 47  | 49  | 47  | 45  | 572   |
| Sun Express Turkish     | /   | /   | /   | /     | 1   | 9    | 9    | 1   | /   | /   | /   | /   | 20    |
| Tailwind Airlines       | /   | 1   | /   | /     | /   | /    | /    | /   | /   | /   | /   | /   | 1     |
| Turkish Airlines        | 89  | 88  | 87  | 68    | 69  | 71   | 69   | 74  | 67  | 44  | 49  | 57  | 832   |
| UR airline              | 92  | 87  | 72  | 90    | 90  | 115  | 119  | 115 | 109 | 82  | 83  | 97  | 1,151 |
| Wizz Air                | 9   | 8   | 9   | 9     | 9   | 8    | 9    | 9   | 9   | /   | /   | /   | 79    |
| Total                   | 821 | 775 | 777 | 779   | 741 | 805  | 868  | 827 | 772 | 608 | 634 | 692 | 9,099 |

Figure:7 Number of arrived and departed Flights at Erbil International Airport by airlines in 2024

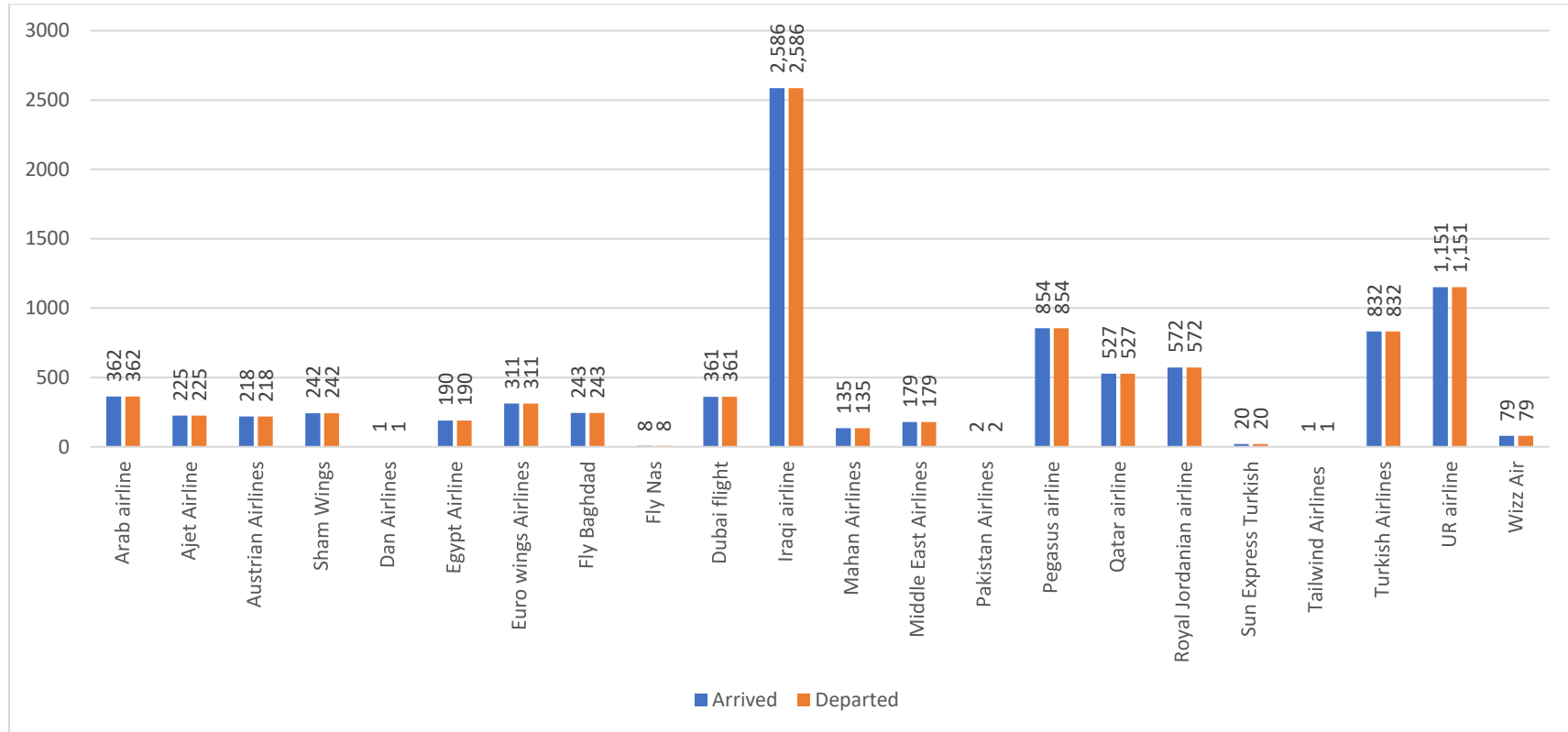


Table 24: Number of arrived Flights at Sulaymaniyah International Airport by airlines and months in 2024

| Airline \ Month         | Jan | Feb | Mar | April | May | June | July | Aug | Sep | Oct | Nov | Dec | Total |
|-------------------------|-----|-----|-----|-------|-----|------|------|-----|-----|-----|-----|-----|-------|
| Iraqi airline           | 109 | 100 | 98  | 73    | 78  | 87   | 85   | 96  | 86  | 69  | 66  | 75  | 1,022 |
| Fly Baghdad             | 9   | /   | /   | /     | /   | /    | /    | /   | /   | /   | /   | /   | 9     |
| Fly Dubai               | 13  | 13  | 13  | 12    | 13  | 14   | 13   | 13  | 13  | 13  | 12  | 14  | 156   |
| Royal Jordanian airline | 17  | 17  | 18  | 16    | 18  | 17   | 17   | 19  | 16  | 17  | 18  | 15  | 205   |
| Qatar airline           | 31  | 29  | 25  | 20    | 22  | 21   | 30   | 31  | 26  | 12  | 22  | 22  | 291   |
| Mahan airline           | 8   | 8   | 9   | 7     | 9   | 8    | 9    | 9   | 9   | 8   | 7   | 9   | 100   |
| Total                   | 187 | 167 | 163 | 128   | 140 | 147  | 154  | 168 | 150 | 119 | 125 | 135 | 1,783 |

*Table25 : Number of departed Flights at Sulaymaniyah International Airport by airlines and months in 2024*

| Month<br>Airline           | Jan | Feb | Mar | April | May | June | July | Aug | Sep | Oct | Nov | Dec | Total |
|----------------------------|-----|-----|-----|-------|-----|------|------|-----|-----|-----|-----|-----|-------|
| Iraqi airline              | 108 | 101 | 98  | 73    | 78  | 87   | 85   | 96  | 86  | 69  | 66  | 75  | 1,022 |
| Fly Baghdad                | 9   | /   | /   | /     | /   | /    | /    | /   | /   | /   | /   | /   | 9     |
| Fly Dubai                  | 13  | 13  | 13  | 12    | 13  | 14   | 13   | 13  | 13  | 13  | 12  | 14  | 156   |
| Royal Jordanian<br>airline | 16  | 17  | 19  | 15    | 19  | 17   | 17   | 18  | 17  | 17  | 17  | 16  | 205   |
| Qatar airline              | 31  | 29  | 25  | 20    | 22  | 21   | 30   | 31  | 26  | 12  | 22  | 22  | 291   |
| Mahan airline              | 8   | 8   | 9   | 7     | 9   | 8    | 9    | 9   | 9   | 8   | 7   | 9   | 100   |
| Total                      | 185 | 168 | 164 | 127   | 141 | 147  | 154  | 167 | 151 | 119 | 124 | 136 | 1,783 |

Figure8 : Number of arrived and departed Flights at Sulaymaniyah International Airport by airlines in 2024

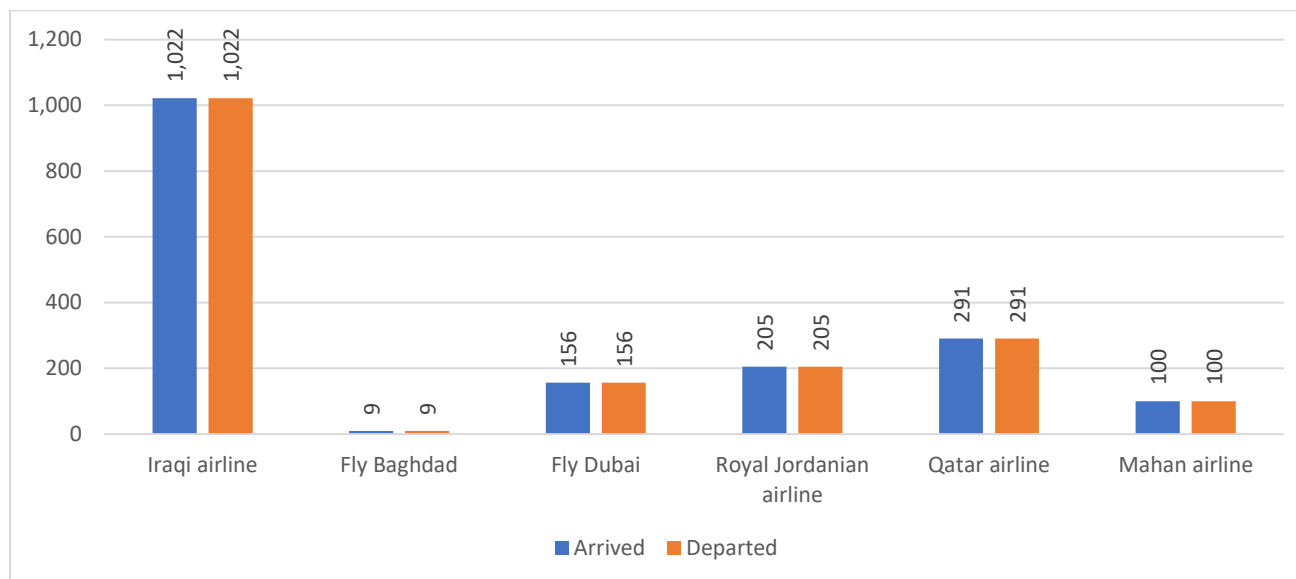




Table 26: Number of arrived passengers at Erbil International by airline and months in 2024

| Month<br>Airline        | Jan    | Feb    | Mar    | April  | May    | June    | July    | Aug    | Sep    | Oct    | Nov    | Dec    | Total     |
|-------------------------|--------|--------|--------|--------|--------|---------|---------|--------|--------|--------|--------|--------|-----------|
| Arab airline            | 3,929  | 4,308  | 3,899  | 3,106  | 3,797  | 3,920   | 3,743   | 3,645  | 3,886  | 3,755  | 3,894  | 3,732  | 45,614    |
| Ajet Airline            | /      | /      | /      | 2,912  | 2,914  | 4,622   | 5,794   | 3,443  | 4,536  | 3,031  | 4,636  | 4,438  | 36,326    |
| Austrian Airlines       |        | 1,103  | 1,488  | 3,427  | 3,156  | 3,441   | 4,221   | 1,095  | 2,739  | 3,319  | 1,769  | 2,345  | 28,103    |
| Sham Wings              | 4,208  | 5,171  | 4,224  | 2,159  | 967    | 899     | 1,085   | 1,353  | 1,740  | 3,323  | 2,744  | 454    | 28,327    |
| Dan Airlines            | /      | /      | /      | /      | /      | /       | /       | /      | /      | /      | /      | /      | /         |
| Egypt Airline           | 1,178  | 991    | 1,147  | 2,013  | 1,743  | 2,084   | 2,177   | 1,839  | 1,768  | 1,452  | 1,215  | 1,073  | 18,680    |
| Euro wings Airlines     | /      | /      | 3,393  | 5,287  | 4,719  | 4,895   | 7,553   | 1,809  | 5,990  | 6,265  | 3,496  | 5,071  | 48,478    |
| Fly Baghdad             | 8,001  | 2,886  | 2,784  | 865    | 769    | 874     | 1,593   | 1,532  | 1,025  | 82     | 4      | 4      | 20,419    |
| Fly Nas                 | 1,266  | /      | /      | /      | /      | /       | /       | /      | /      | /      | /      | /      | 1,266     |
| Dubai flight            | 3,820  | 4,196  | 3,478  | 3,342  | 3,319  | 3,910   | 3,477   | 2,994  | 3,357  | 3,148  | 3,086  | 3,068  | 41,195    |
| Iraqi airline           | 18,244 | 21,142 | 17,504 | 17,985 | 16,148 | 21,300  | 20,652  | 24,675 | 23,284 | 16,356 | 16,034 | 18,422 | 231,746   |
| Mahan Airlines          | 1,761  | 1,221  | 1,444  | 1,258  | 1,736  | 1,494   | 2,087   | 2,082  | 2,447  | 1,610  | 1,752  | 1,987  | 20,879    |
| Middle East Airlines    | 1,021  | 1,063  | 1,039  | 1,193  | 1,075  | 1,558   | 1,433   | 1,640  | 1,613  | 1,679  | 575    | 1,188  | 15,077    |
| Pakistan Airlines       | /      | 612    | /      | /      | /      | /       | /       | /      | /      | /      | /      | /      | 612       |
| Pegasus airline         | 10,268 | 10,044 | 11,456 | 12,175 | 9,415  | 13,277  | 17,517  | 16,649 | 12,586 | 8,990  | 9,767  | 11,899 | 144,043   |
| Qatar airline           | 4,212  | 3,616  | 4,242  | 5,405  | 4,324  | 6,456   | 9,486   | 4,289  | 4,155  | 1,116  | 3,224  | 3,115  | 53,640    |
| Royal Jordanian airline | 3,545  | 3,235  | 4,341  | 5,368  | 3,958  | 5,294   | 5,826   | 4,737  | 5,118  | 4,416  | 4,157  | 3,601  | 53,596    |
| Sun Express Turkish     | /      | /      | /      | /      | 65     | 1,292   | 1,370   | 157    | /      | /      | /      | /      | 2,884     |
| Turkish Airlines        | 12,243 | 11,596 | 12,880 | 10,425 | 8,105  | 10,570  | 10,959  | 10,990 | 9,123  | 6,049  | 5,913  | 5,981  | 114,834   |
| UR airline              | 9,312  | 9,829  | 9,949  | 11,312 | 9,254  | 14,607  | 17,516  | 15,436 | 14,642 | 12,520 | 9,060  | 11,628 | 145,065   |
| Wizz Air                | 1,204  | 1,488  | 1,698  | 1,325  | 808    | 1,289   | 1,487   | 1,313  | 943    | /      | /      | /      | 11,555    |
| Total                   | 84,212 | 82,501 | 84,966 | 89,557 | 76,272 | 101,782 | 117,976 | 99,678 | 98,952 | 77,111 | 71,326 | 78,006 | 1,062,339 |

Table 27: Number of departed passengers at Erbil International by airline and months in 2024

| Month<br>Airline        | Jan    | Feb    | Mar    | April  | May    | June   | July    | Aug     | Sep     | Oct    | Nov    | Dec    | Total     |
|-------------------------|--------|--------|--------|--------|--------|--------|---------|---------|---------|--------|--------|--------|-----------|
| Arab airline            | 4,134  | 4,742  | 3,522  | 4,022  | 4,906  | 3,722  | 4,158   | 4,725   | 4,268   | 4,347  | 4,232  | 4,731  | 51,509    |
| Ajet Airline            | /      | /      | /      | 3,226  | 3,712  | 4,486  | 5,565   | 3,552   | 4,372   | 3,005  | 4,615  | 4,512  | 37,045    |
| Austrian Airlines       | /      | 702    | 842    | 2,241  | 3,166  | 2,647  | 3,573   | 1,522   | 3,003   | 3,140  | 2,165  | 1,455  | 24,456    |
| Sham Wings              | 1,595  | 1,570  | 2,263  | 2,011  | 1,218  | 2,000  | 1,442   | 1,957   | 1,541   | 2,765  | 3,075  | 302    | 21,739    |
| Dan Airlines            | 103    | /      | /      | /      | /      | /      | /       | /       | /       | /      | /      | /      | 103       |
| Egypt Airline           | 906    | 1,067  | 1,018  | 1,580  | 1,993  | 2,030  | 2,029   | 2,249   | 1,919   | 1,685  | 1,318  | 1,536  | 19,330    |
| Euro wings Airlines     | /      | /      | 1,390  | 5,164  | 6,426  | 4,627  | 6,604   | 2,228   | 6,248   | 6,702  | 4,239  | 3,931  | 47,559    |
| Fly Baghdad             | 6,549  | 2,762  | 3,008  | 2,292  | 3,021  | 2,494  | 2,551   | 2,197   | 1,940   | 57     | 9      | /      | 26,880    |
| Fly Nas                 | 1,259  | /      | /      | /      | /      | /      | /       | /       | /       | /      | /      | /      | 1,259     |
| Dubai flight            | 3,503  | 3,929  | 2,811  | 3,062  | 3,604  | 3,094  | 2,860   | 4,401   | 3,504   | 3,403  | 3,356  | 3,736  | 41,263    |
| Iraqi airline           | 18,728 | 20,328 | 14,878 | 16,613 | 18,836 | 18,445 | 21,314  | 25,293  | 21,454  | 15,464 | 16,058 | 19,138 | 226,549   |
| Mahan Airlines          | 1,717  | 1,419  | 1,470  | 1,355  | 1,741  | 1,541  | 2,092   | 2,183   | 2,442   | 1,745  | 1,656  | 2,112  | 21,473    |
| Middle East Airlines    | 721    | 1,084  | 1,068  | 1,168  | 1,469  | 1,786  | 1,526   | 1,280   | 1,301   | 347    | 545    | 1,712  | 14,007    |
| Pakistan Airlines       | /      | /      | /      | /      | /      | /      | /       | /       | /       | /      | /      | /      | /         |
| Pegasus airline         | 11,354 | 9,689  | 9,088  | 11,412 | 12,157 | 11,847 | 14,237  | 18,892  | 13,840  | 8,366  | 10,476 | 11,236 | 142,594   |
| Qatar airline           | 4,249  | 3,226  | 2,775  | 4,640  | 5,249  | 4,883  | 5,756   | 8,559   | 4,757   | 1,384  | 3,699  | 4,356  | 53,533    |
| Royal Jordanian airline | 3,567  | 3,450  | 3,878  | 4,410  | 7,736  | 4,923  | 5,514   | 6,139   | 5,621   | 4,923  | 4,274  | 4,931  | 59,366    |
| Sun Express Turkish     | /      | /      | /      | /      | 142    | 1,124  | 999     | 135     | /       | /      | /      | /      | 2,400     |
| Turkish Airlines        | 12,236 | 11,743 | 10,150 | 9,722  | 10,601 | 9,774  | 10,121  | 12,585  | 10,754  | 7,056  | 6,785  | 7,712  | 119,239   |
| UR airline              | 9,961  | 7,274  | 6,835  | 11,069 | 12,355 | 14,317 | 15,193  | 19,630  | 15,785  | 12,060 | 10,232 | 10,728 | 145,439   |
| Wizz Air                | 1,080  | 1,348  | 1,185  | 1,309  | 1,135  | 1,062  | 1,188   | 1,534   | 736     | /      | /      | /      | 10,577    |
| Total                   | 81,662 | 74,333 | 66,181 | 85,296 | 99,467 | 94,802 | 106,722 | 119,061 | 103,485 | 76,449 | 76,734 | 82,128 | 1,066,320 |

Figure 9: Total number of passengers transferred at Erbil International Airport by airline in 2024

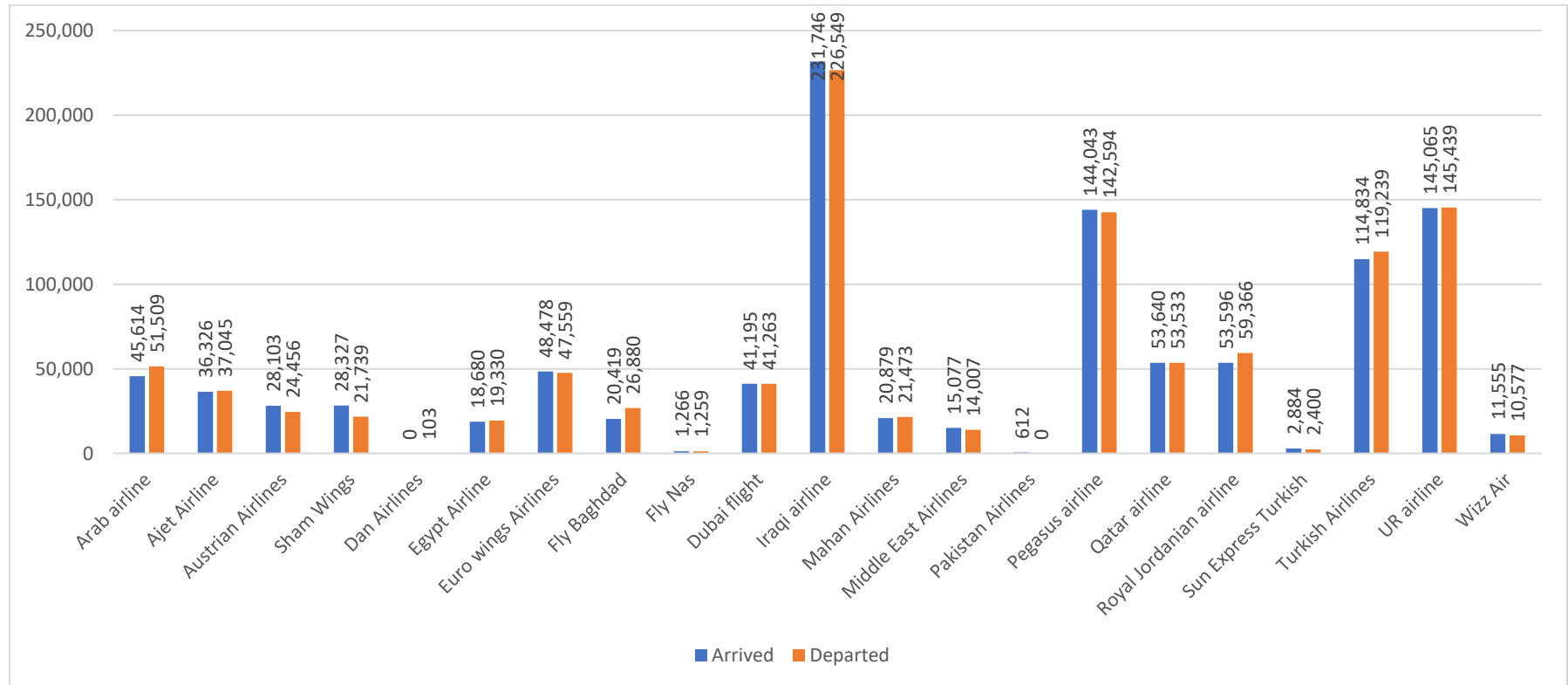


Table28 : Number of arrived passengers at Sulaymaniyah International Airport by airline and months in 2024

| Airline \ Month     | Jan    | Feb    | Mar    | April  | May    | June   | July   | Aug    | Sep    | Oct   | Nov    | Dec    | Total   |
|---------------------|--------|--------|--------|--------|--------|--------|--------|--------|--------|-------|--------|--------|---------|
| Iraqi airline       | 7,228  | 8,015  | 6,962  | 4859   | 4,540  | 6,525  | 5,244  | 7,830  | 7,975  | 5,284 | 5,399  | 6,587  | 76,448  |
| Fly Baghdad         | 1,484  | /      | /      | /      | /      | /      | /      | /      | /      | /     | /      | /      | 1,484   |
| Dubai airline       | 1,366  | 1,713  | 1,305  | 1,179  | 1,152  | 1,480  | 1,535  | 979    | 1,101  | 1,219 | 939    | 1,036  | 15,004  |
| Royal Jordanian fly | 1,106  | 921    | 1,294  | 1,918  | 1,653  | 1,897  | 2,155  | 1,531  | 1,635  | 1,192 | 974    | 973    | 17,249  |
| Qatar airline       | 2267   | 2040   | 2,416  | 2662   | 2384   | 2614   | 4,513  | 2,682  | 2,813  | 985   | 1,906  | 1,862  | 29,144  |
| Mahan               | 981    | 868    | 1,506  | 629    | 1,008  | 1,133  | 1,298  | 1,471  | 1,499  | 852   | 924    | 1,066  | 13,235  |
| Total               | 14,432 | 13,557 | 13,483 | 11,247 | 10,737 | 13,649 | 14,745 | 14,493 | 15,023 | 9,532 | 10,142 | 11,524 | 152,564 |

Table 29: Number of departed passengers at Sulaymaniyah International Airport by airline and months in 2024

| Month<br>Airlines      | Jan    | Feb    | Mar    | April | May    | June   | July   | Aug    | Sep    | Oct   | Nov    | Dec    | Total   |
|------------------------|--------|--------|--------|-------|--------|--------|--------|--------|--------|-------|--------|--------|---------|
| Iraqi airline          | 7,626  | 8,030  | 5,711  | 4,355 | 5,812  | 5,515  | 6,042  | 8,008  | 7,001  | 4,805 | 5,376  | 6,587  | 74,868  |
| Fly Baghdad            | 1,426  | /      | /      | /     | /      | /      | /      | /      | /      | /     | /      | /      | 1,426   |
| Dubai airline          | 1,201  | 1,629  | 912    | 1,178 | 1,536  | 1,153  | 969    | 1,435  | 1,358  | 1,221 | 918    | 1,276  | 14,786  |
| Royal<br>Jordanian fly | 968    | 872    | 1,125  | 1,275 | 2,460  | 1,763  | 1,897  | 2,353  | 1,955  | 1,496 | 1,158  | 1,399  | 18,721  |
| Qatar airline          | 2,444  | 1,783  | 1,721  | 2,031 | 2,803  | 2,451  | 3,087  | 3,921  | 3,079  | 1,201 | 2,044  | 2,171  | 28,736  |
| Mahan                  | 984    | 1,113  | 825    | 952   | 1,129  | 1,282  | 1,488  | 1,671  | 1,567  | 916   | 996    | 1,492  | 14,415  |
| Total                  | 14,649 | 13,427 | 10,294 | 9,791 | 13,740 | 12,164 | 13,483 | 17,388 | 14,960 | 9,639 | 10,492 | 12,925 | 152,952 |

Figure 10: Total number of passengers transferred at Sulaymaniyah International Airport by airline in 2024

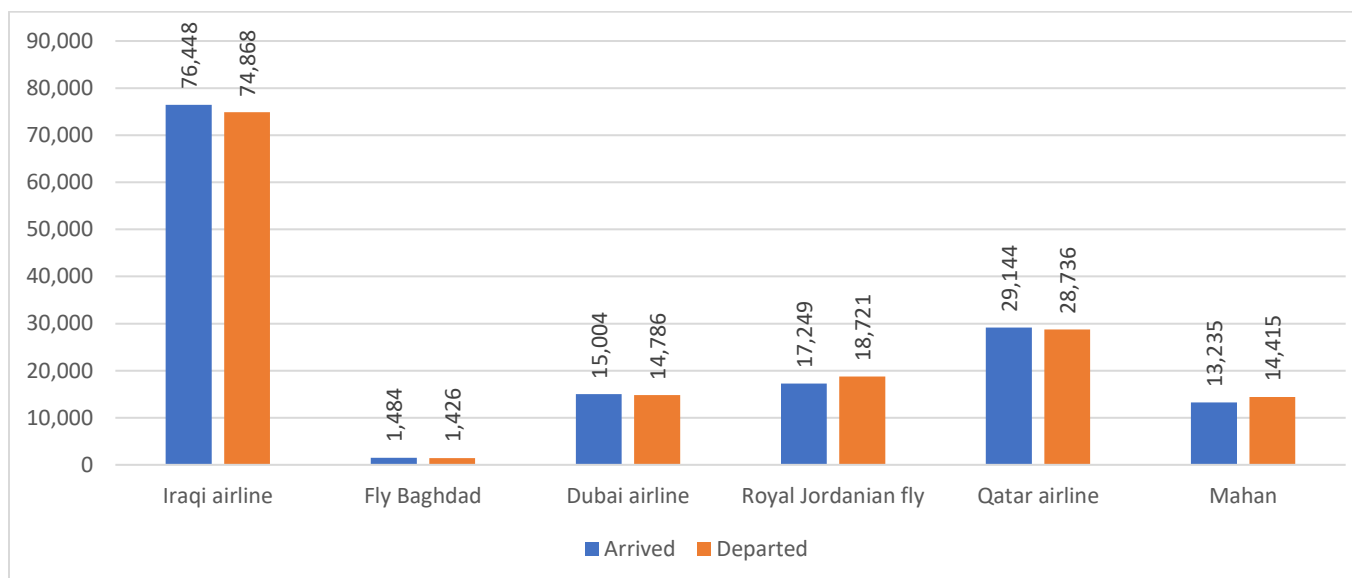


Table 30: Air transport activities at Erbil international airport by airlines in 2024

| Airline                 | Number of flights |          |        | Number of transferred passengers |           |           |
|-------------------------|-------------------|----------|--------|----------------------------------|-----------|-----------|
|                         | Arrived           | Departed | Total  | Arrived                          | Departed  | Total     |
| Arab airline            | 362               | 362      | 724    | 45,614                           | 51,509    | 97,123    |
| Ajet Airline            | 225               | 225      | 450    | 36,326                           | 37,045    | 73,371    |
| Austrian Airlines       | 218               | 218      | 436    | 28,103                           | 24,456    | 52,559    |
| Sham Wings              | 242               | 242      | 484    | 28,327                           | 21,739    | 50,066    |
| Dan Airlines            | 1                 | 1        | 2      | 0                                | 103       | 103       |
| Egypt Airline           | 190               | 190      | 380    | 18,680                           | 19,330    | 38,010    |
| Euro wings Airlines     | 311               | 311      | 622    | 48,478                           | 47,559    | 96,037    |
| Fly Baghdad             | 243               | 243      | 486    | 20,419                           | 26,880    | 47,299    |
| Fly Nas                 | 8                 | 8        | 16     | 1,266                            | 1,259     | 2,525     |
| Dubai flight            | 361               | 361      | 722    | 41,195                           | 41,263    | 82,458    |
| Iraqi airline           | 2,586             | 2,586    | 5,172  | 231,746                          | 226,549   | 458,295   |
| Mahan Airlines          | 135               | 135      | 270    | 20,879                           | 21,473    | 42,352    |
| Middle East Airlines    | 179               | 179      | 358    | 15,077                           | 14,007    | 29,084    |
| Pakistan Airlines       | 2                 | 2        | 4      | 612                              | 0         | 612       |
| Pegasus airline         | 854               | 854      | 1,708  | 144,043                          | 142,594   | 286,637   |
| Qatar airline           | 527               | 527      | 1,054  | 53,640                           | 53,533    | 107,173   |
| Royal Jordanian airline | 572               | 572      | 1,144  | 53,596                           | 59,366    | 112,962   |
| Sun Express Turkish     | 20                | 20       | 40     | 2,884                            | 2,400     | 5,284     |
| Tailwind Airlines       | 1                 | 1        | 2      | /                                | /         | /         |
| Turkish Airlines        | 832               | 832      | 1,664  | 114,834                          | 119,239   | 234,073   |
| UR airline              | 1,151             | 1,151    | 2,302  | 145,065                          | 145,439   | 290,504   |
| Wizz Air                | 79                | 79       | 158    | 11,555                           | 10,577    | 22,132    |
| Total                   | 9099              | 9099     | 18,198 | 1,062,339                        | 1,066,320 | 2,128,659 |

Table 31: Air transport activities at Sulaymaniyah international airport by airlines in 2024

| Airline                 | Number of flights |          |       | Number of transferred passengers |          |         |
|-------------------------|-------------------|----------|-------|----------------------------------|----------|---------|
|                         | Arrived           | Departed | Total | Arrived                          | Departed | Total   |
| Iraqi airline           | 1,022             | 1,022    | 2,044 | 76,448                           | 74,868   | 151,316 |
| Fly Baghdad             | 9                 | 9        | 18    | 1,484                            | 1,426    | 2,910   |
| Dubai airline           | 156               | 156      | 312   | 15,004                           | 14,786   | 29,790  |
| Royal Jordanian airline | 205               | 205      | 410   | 17,249                           | 18,721   | 35,970  |
| Qatar airline           | 291               | 291      | 582   | 29,144                           | 28,736   | 57,880  |
| Mahan                   | 100               | 100      | 200   | 13,235                           | 14,415   | 27,650  |
| Total                   | 1,783             | 1,783    | 3,566 | 152,564                          | 152,952  | 305,516 |



Ministry of Planning - Kurdistan Region Statistics Office  
[www.krso.gov.krd](http://www.krso.gov.krd)

