



Kurdistan Regional Government

Ministry of Planning

Kurdistan Region Statistics Office



Air Transportation Statistics Report at the Kurdistan Region Airports 2023

Transportation and Communication Statistics Department

July 2025

Kurdistan Regional Government

Ministry of Planning

Kurdistan Region Statistics Office



Air Transportation Statistics Report at the Kurdistan Region Airports 2023

Transportation and Communication Statistics Department

July 2025

© -June 2025, Kurdistan Region Statistics Office/ Ministry of planning

Suggested Citation:

Kurdistan Region Statistics Office, Erbil, Kurdistan region 2025, Transportation and Communication Statistics Department “*Air Transportation Statistics Report at Kurdistan Region Airports 2023*”

For more information please contact:

Email: contact@krso.gov.krd

Website: www.krso.gov.krd

Mobile: 07508963143

Facebook: <https://www.facebook.com/krso.gov.krd>

ID number: 110

Contents

List of tables.....	I
List of Figures.....	II
Introduction.....	1
Objectives	2
Data Collection	2
Concepts and definitions	2
The most relevant indicators:.....	3

List of tables

Table 1: Key Indicators of Air Transport Activity at Kurdistan Region Airports in 2022 and 2023.....	5
Table 2: Domestic flights at Kurdistan Region Airports in 2023.....	6
Table 3: International flights at Kurdistan Region Airports in 2023	6
Table 4: Number of domestic passengers transferred through Erbil International Airport by months in 2023	9
Table 5: Number of international passengers transferred through Erbil International Airport by months in 2023.....	10
Table 6: Number of Domestic passengers transferred through Sulaymaniyah International Airport by months in 2023.....	11
Table 7: Number of International passengers transferred through Sulaymaniyah International Airport by months in 2023.....	12
Table 8 :Number of passengers transferred through Erbil International Airport by airlines and months in 2023.....	13
Table 9Table 9: Number of passengers transferred through Sulaymaniyah International Airport by airlines and months in 2023.....	14
Table 10: Total number of international flights at Erbil International Airport by airline and months in 2023	15
Table 11: Total number of international flights at Sulaymaniyah International Airport by airlines and months in	16
Table 12: Number of Iraqi Airline flights (domestic) at Erbil International Airport by Months in 2023	17
Table 13Number of Iraqi Airline flights (International) at Erbil International Airport by months in 2023 ...	18
Table 14: Number of Iraqi Airline flights (Domestic) at Sulaymaniyah International Airport by months in 2023	19
Table 15: Number of Iraqi Airline flights (International) at Sulaymaniyah International Airport by months in 2023.....	20
Table16 : Number of domestic passengers transferred through Iraqi Airline at Erbil International Airport by months in 2023.....	21

Table17 : Number of International passengers transferred through Iraqi Airline at Erbil International Airport by months in 2023	22
Table 18: Number of domestic passengers transferred through Iraqi Airline at Sulaymaniyah International Airport by months in 2023.....	23
Table 19: Number of International passengers transferred by Iraqi Airline at Sulaymaniyah International Airport by months in 2023.....	24
Table 20: Volume of goods (Tons) transferred at Erbil International Airport by months in 2023	25
Table 21: Volume of goods (Tons) transferred at Sulaymaniyah International Airport by months in 2023	26
Table 22: Number of arrived flights at Erbil International Airport by airline and months in 2023	27
Table 23: Number of departed flights at Erbil International Airport by airline and months in 2023	28
Table 24: Number of arrived Flights at Sulaymaniyah International Airport by airlines and months in 2023	30
Table25 : Number of departed Flights at Sulaymaniyah International Airport by airlines and months in 2023	31
Table 26: Number of arrived passengers at Erbil International by airline and months in 2023	33
Table 27: Number of departed passengers at Erbil International by airline and months in 2023.....	34
Table28 : Number of arrived passengers at Sulaymaniyah International Airport by airline and months in 2023.....	36
Table 29: Number of departed passengers at Sulaymaniyah International Airport by airline and months in 2023.....	37
Table 30: Air transport activities at Erbil international airport by airlines in 2023.....	39
Table 31: Air transport activities at Sulaymaniyah international airport by airlines in 2023.....	40

List of Figures

Figure 1: Number of domestic and international flights at the Airports of the Kurdistan Region in 2023.....	3
Figure 2: Number of passengers (arrival, departure) transferred through the Airports in Kurdistan region in 2023.....	4
Figure 3: volume of transported goods (loaded, unloaded) at the Airports in Kurdistan Region in 2023.....	4
Figure 4: Number of Flights (domestics, International) at the airports in the Kurdistan Region in 2023.....	7
Figure 5: Number of passengers transferred through Erbil International Airport (domestic & International) in 2023	7
Figure 6: Number of passengers transferred through Sulaymaniyah International Airport (domestic & international) in 2023	8
Figure:7 Number of arrived and departed Flights at Erbil International Airport by airlines in 2023.....	29
Figure8 : Number of arrived and departed Flights at Sulaymaniyah International Airport by airlines in 2023	32
Figure 9: Total number of passengers transferred at Erbil International Airport by airline in 2023	35
Figure 10: Total number of passengers transferred at Sulaymaniyah International Airport by airline in 2023	38

Introduction

Today, air transportation is one of the most important modes of transport due to its ability to reach destinations faster than other forms of travel. It enables transportation of large numbers of passengers and goods simultaneously. Air transport also enhances international relations and improves global communication. Moreover, its contribution to GDP and its role in driving economic growth should not be underestimated.

Due to the significance of air transportation and its impact on GDP and economic growth, Kurdistan Region Statistics Office (KRSO) in coordination with the Ministry of Transportation / General Directorate of Planning have prepared a report on air transportation activities for the year 2023. This report presents key indicators in the sector, including the number of domestic and international flights, the number of passengers, flights by airline, cargo volume, and other relevant indicators.

We would like to express our gratitude to the ministry of communications and transportation/ the general directorate of planning, for their cooperation in preparing this report. We hope this report will be useful to all relevant parties.

Objectives

The purpose of this report is to present statistical indicators related to air transportation, including the number of flights (arrivals and departures), the number of tourists (arrivals and departures), the number of operating airlines, domestic and international flight figures, the volume of transported goods, and other relevant indicators.

Data Collection

Kurdistan Region Statistics Office (KRSO) in coordination with Erbil and Sulaymaniyah International Airports administrations collected data from these airports using tables previously prepared by the Department of Transportation and Communication Statistics at KRSO. The data was then reviewed, and key indicators were identified. After data validation, an appropriate and meaningful data to users were prepared and published in an annual report.

Concepts and definitions

Domestic Flights: Refers to flights (arrivals and departures) operating between airports within the same country. In this report, domestic flights specifically refer to those between the airports of Baghdad, Erbil, Sulaymaniyah, Basra, and Najaf.

International flights: Refers to flights (arrivals and departures) between airports located in different countries. In this report we refer to the flights between Erbil and Sulaymaniyah airports in Kurdistan Region and other countries.

Number of transferred passengers: Refers to the number of passengers (arrivals and departures) who travel through the airports of the Kurdistan Region.

Number of Arrived Flights: Refers to the total number of flights that landed at the airports of the Kurdistan Region, including those operated by Iraqi, Arab, and international airlines.

Number of departed flights: Refers to the total number of flights that departed at the airports of the Kurdistan Region, including those operated by Iraqi, Arab, and international airlines.

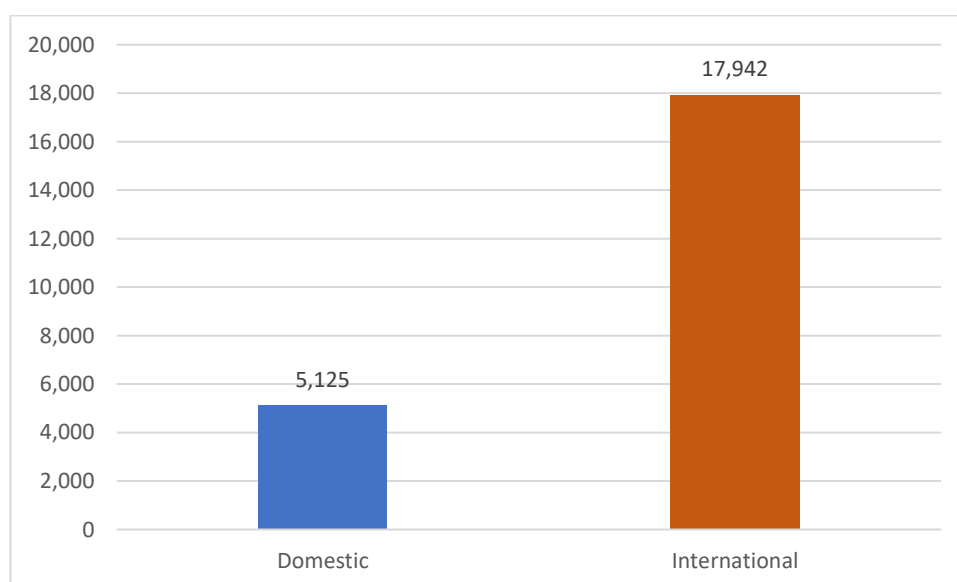
Volume of goods transported: Refers to the total weight of goods loaded and unloaded at the airports in the Kurdistan Region.

Results

The most relevant indicators:

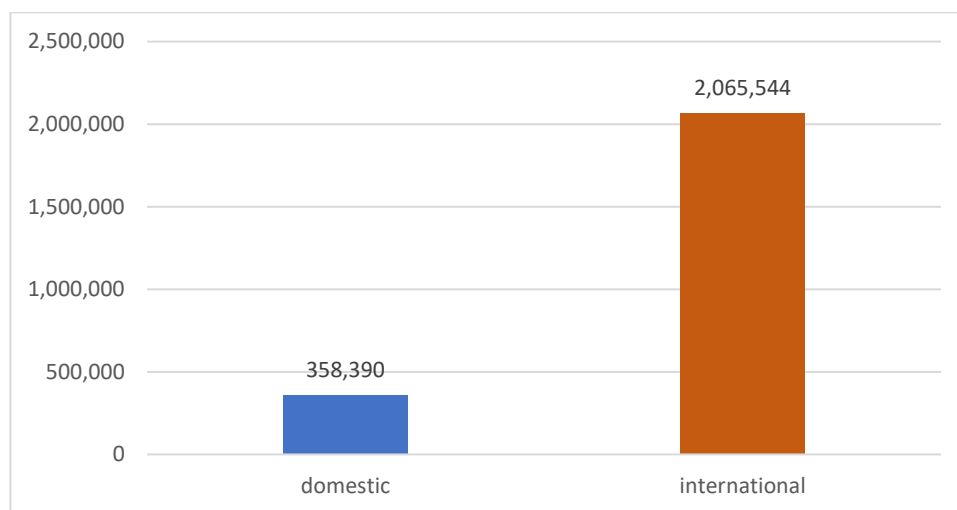
Number of flights: In 2023, the number of flights (Arrival, Departure) recorded 23,094 flights at the airports of the Kurdistan Region, of which 5,152 were domestic flights accounting for 22.3% and 17,942 were international flights accounting for 77.7%. At the level of governorates, 18,890 flights (3,810 domestic flights and 15,080 International flights) were reported at Erbil Airport and 4,204 flights at Sulaymaniyah Airport (1,342 domestic flights and 2,862 International flights).

Figure 1: Number of domestic and international flights at the Airports of the Kurdistan Region in 2023



Number of transferred passengers: In 2023, a total of 2,423,934 passengers were transferred by various passenger transportation companies through the airports of the Kurdistan Region. Of these, 358,390 were domestic passengers, representing 14.8%, while 2,065,544 were international passengers, accounting for 85.2%.

Figure 2: Number of passengers (arrival, departure) transferred through the Airports in Kurdistan region in 2023



Volume of Goods Transported: In 2023, a total of 19,317 tons of goods were transported through Erbil and Sulaymaniyah airports in Kurdistan Region. Of this amount, 17,533 tons were unloaded, and 1,784 tons were loaded.

Figure 3: volume of transported goods (loaded, unloaded) at the Airports in Kurdistan Region in 2023

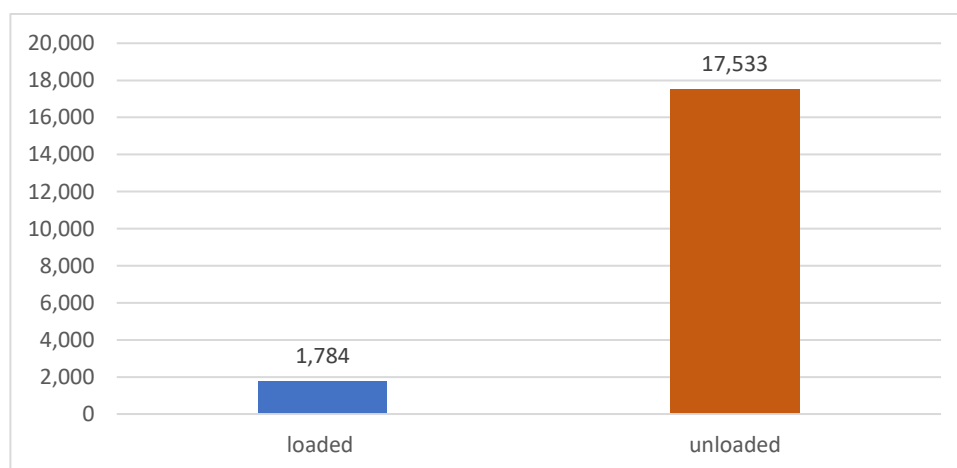


Table 1: Key Indicators of Air Transport Activity at Kurdistan Region Airports in 2022 and 2023

Indicators	Unit of measurement	2022	2023
Number of arrived passengers	Passenger	1,171,498	1,235,305
Number of departed passengers	Passenger	1,150,911	1,188,629
Total number of passengers	Passenger	2,322,409	2,423,934
Number of arrived flights	flight	11,829	11,546
Number of departed flights	flight	11,828	11,548
Total number of flights	flight	23,657	23,094
Volume of unloaded goods	Ton	17,144	17,533
Volume of loaded goods	Ton	1,760	1,784
Total volume of transferred goods	Ton	18,904	19,317

Air Transportation Statistics Report at the Kurdistan Region Airports 2023

Table 2: Domestic flights at Kurdistan Region Airports in 2023

Airport	Number of flights	Flights		Passengers	
		Arrived	Departed	Arrived	Departed
Erbil International Airport	3,810	1,898	1,912	152,619	144,348
Sulaymaniyah International Airport	1,342	669	673	30,851	30,572
Total	5,152	2,567	2,585	183,470	174,920

Table 3: International flights at Kurdistan Region Airports in 2023

Airport	Number of flights	Flights		Passengers	
		Arrived	Departed	Arrived	Departed
Erbil International Airport	15,080	7,547	7,533	907,754	869,320
Sulaymaniyah International Airport	2,862	1,432	1,430	144,081	144,389
Total	17,942	8,979	8,963	1,051,835	1,013,709

Figure 4: Number of Flights (domestics, International) at the airports in the Kurdistan Region in 2023

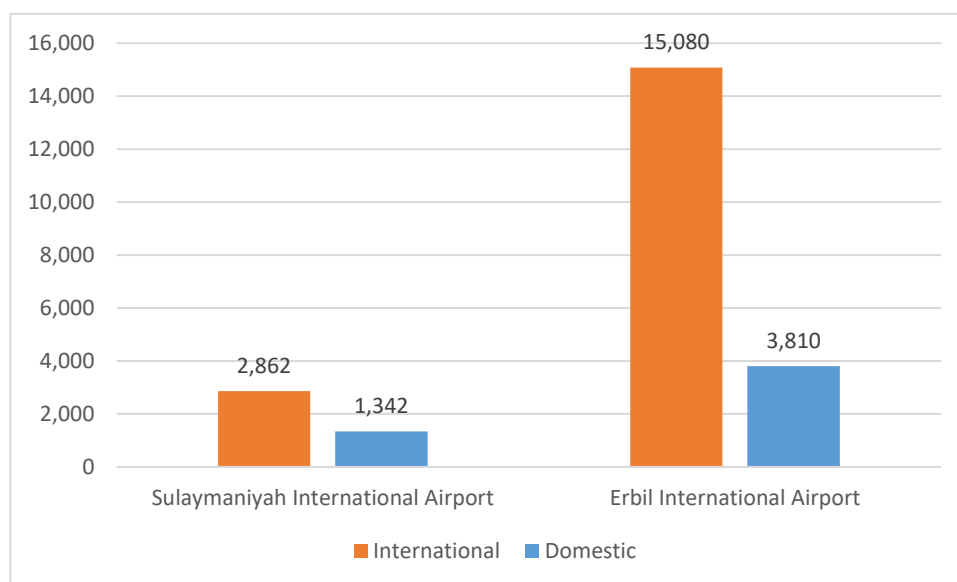


Figure 5: Number of passengers transferred through Erbil International Airport (domestic & International) in 2023

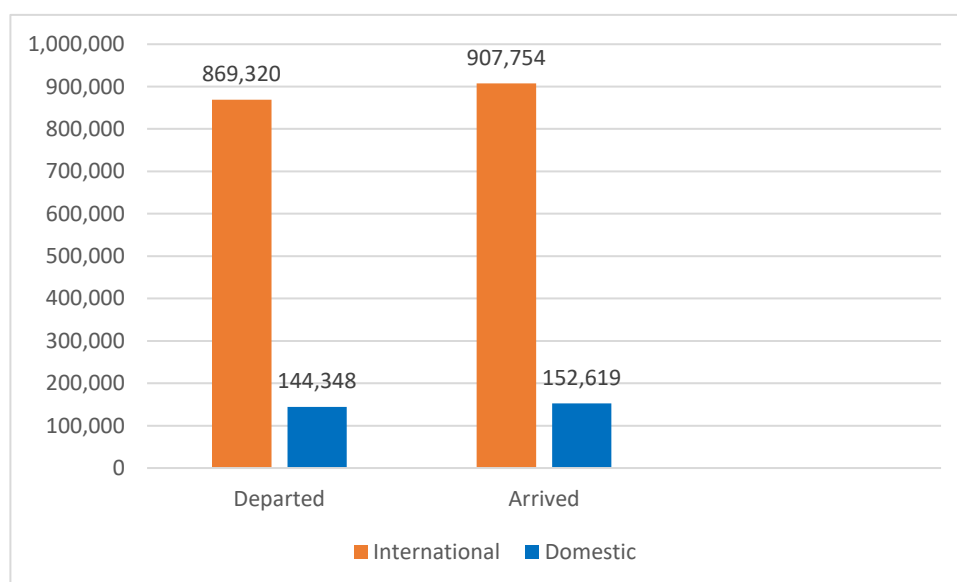


Figure 6: Number of passengers transferred through Sulaymaniyah International Airport (domestic & international) in 2023

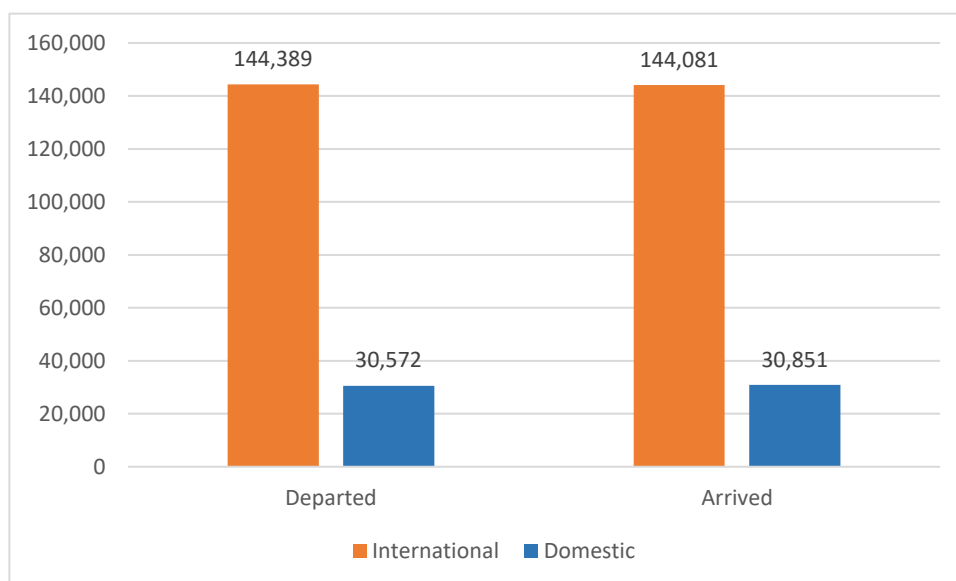


Table 4: Number of domestic passengers transferred through Erbil International Airport by months in 2023

Month	Arrived	Departed
Jan	11,205	11,891
Feb	11,127	10,766
Mar	11,411	11,357
April	9,381	8,325
May	14,459	13,103
June	14,393	12,347
July	13,978	14,173
Aug	14,175	12,911
Sep	15,315	14,642
Oct	11,744	11,763
Nov	12,733	11,837
Dec	12,698	11,233
Total	152,619	144,348

Table 5: Number of international passengers transferred through Erbil International Airport by months in 2023

Month	Arrived	Departed
Jan	60,410	53,474
Feb	54,031	49,194
Mar	72,718	65,642
April	75,531	61,464
May	70,024	78,826
June	78,214	79,637
July	107,377	88,763
Aug	90,868	105,633
Sep	86,363	85,780
Oct	74,519	72,809
Nov	61,390	60,219
Dec	76,309	67,879
Total	907,754	869,320

Table 6: Number of Domestic passengers transferred through Sulaymaniyah International Airport by months in 2023

Month	Arrived	Departed
Jan	1,924	2,124
Feb	2,122	2,001
Mar	2,212	2,331
April	2,028	2,002
May	3,143	2,968
June	3,115	2,705
July	2,876	3,117
Aug	3,096	3,027
Sep	3,031	2,893
Oct	2,612	2,539
Nov	2,405	2,468
Dec	2,287	2,397
Total	30,851	20,572

Table 7: Number of International passengers transferred through Sulaymaniyah International Airport by months in 2023

Month	Arrived	Departed
Jan	15,131	13,487
Feb	12,069	11,958
Mar	18,366	17,772
April	10,982	8,340
May	10,593	10,505
June	10,080	12,156
July	13,674	11,435
Aug	13,151	15,206
Sep	11,694	12,125
Oct	9,465	10,420
Nov	8,715	9,452
Dec	10,161	11,533
Total	144,081	144,389

Table 8 :Number of passengers transferred through Erbil International Airport by airlines and months in 2023

Month	Iraqi Airline		Arab Airline		Foreign Airline		Total	
	Arrived	Departed	Arrived	Departed	Arrived	Departed	Arrived	Departed
Jan	4,551	3,833	32,906	26,517	23,312	23,812	60,769	54,162
Feb	5,005	4,069	26,372	23,846	23,085	21,639	54,462	49,554
Mar	6,646	7,303	35,801	29,819	30,600	28,976	73,047	66,098
April	7,267	5,415	32,982	26,130	35,697	30,233	75,946	61,778
May	3,386	3,864	36,210	35,943	30,732	39,268	70,328	79,075
June	3,355	7,238	38,443	36,846	37,078	36,177	78,876	80,261
July	8,570	4,404	52,210	44,720	47,337	40,506	108,117	89,630
Aug	5,633	6,289	48,342	52,631	37,524	47,228	91,499	106,148
Sep	5,278	4,230	45,577	43,123	36,549	39,317	87,404	86,670
Oct	4,652	4,814	36,814	35,494	33,382	32,851	74,848	73,159
Nov	4,577	4,199	34,393	31,179	22,959	25,235	61,929	60,613
Dec	4,653	5,949	42,507	35,911	29,749	26,580	76,909	68,440
Total	63,573	61,607	462,557	422,159	388,004	391,822	914,134	875,588

Table 9: Number of passengers transferred through Sulaymaniyah International Airport by airlines and months in 2023

Month	Iraqi Airline		Arab Airline		Foreign Airline		Total	
	Arrived	Departed	Arrived	Departed	Arrived	Departed	Arrived	Departed
Jan	3,637	2,769	6,308	5,135	5,186	5,583	15,131	13,487
Feb	2,556	2,702	5,128	5,055	4,385	4,201	12,069	11,958
Mar	5,150	5,070	6,882	6,556	6,334	6,146	18,366	17,772
April	3,552	2,985	6,170	4,078	1,260	1,277	10,982	8,340
May	2,753	2,383	6,438	6,561	1,402	1,561	10,593	10,505
June	2,327	4,204	6,240	6,153	1,513	1,799	10,080	12,156
July	4,745	3,475	7,912	7,014	1,017	946	13,674	11,435
Aug	4,632	4,170	7,320	9,761	1,199	1,275	13,151	15,206
Sep	4,204	3,627	6,530	7,548	960	950	11,694	12,125
Oct	3,229	3,096	5,366	6,377	870	947	9,465	10,420
Nov	2,730	2,391	5,029	5,942	956	1,119	8,715	9,452
Dec	3,512	3,832	5,782	6,514	867	1,187	10,161	11,533
Total	43,027	40,704	75,105	76,694	25,949	26,991	144,081	144,389

Table 10: Total number of international flights at Erbil International Airport by airline and months in 2023

Month	Iraqi Airline		Arab Airline		Foreign Airline		Total	
	Arrived	Departed	Arrived	Departed	Arrived	Departed	Arrived	Departed
Jan	63	60	339	339	186	186	588	585
Feb	63	55	276	276	163	163	502	494
Mar	67	65	328	328	200	200	595	593
April	68	63	328	328	223	223	619	614
May	40	39	344	344	232	232	616	615
June	51	61	366	366	248	248	665	675
July	60	56	429	429	265	265	754	750
Aug	52	56	444	444	260	260	756	760
Sep	49	45	418	418	242	242	709	705
Oct	47	49	387	387	233	233	667	669
Nov	69	68	356	356	176	176	601	600
Dec	78	80	408	408	195	195	681	683
Total	707	697	4,423	4,423	2,623	2,623	7,753	7,743

Table 11: Total number of international flights at Sulaymaniyah International Airport by airlines and months in 2023

Month	Iraqi Airline		Arab Airline		Foreign Airline		Total	
	Arrived	Departed	Arrived	Departed	Arrived	Departed	Arrived	Departed
Jan	39	37	73	72	45	45	157	154
Feb	33	34	54	54	37	37	124	125
Mar	47	48	63	65	54	53	164	166
April	32	31	56	56	15	16	103	103
May	26	23	65	61	13	13	104	97
June	30	34	60	62	12	12	102	108
July	35	35	70	69	4	4	109	108
Aug	35	33	85	85	5	5	125	123
Sep	35	33	79	79	6	6	120	118
Oct	34	35	70	71	8	8	112	114
Nov	25	25	66	65	9	9	100	99
Dec	34	36	70	71	8	8	112	115
Total	405	404	811	810	216	216	1,432	1,430

Table 12: Number of Iraqi Airline flights (domestic) at Erbil International Airport by Months in 2023

Month	Arrived	Departed	Total
Jan	165	169	334
Feb	126	134	260
Mar	161	163	324
April	134	139	273
May	139	140	279
June	132	122	254
July	132	136	268
Aug	139	135	274
Sep	143	147	290
Oct	131	129	260
Nov	143	144	287
Dec	147	144	291
Total	1,692	1,702	3,394

Table 13 Number of Iraqi Airline flights (International) at Erbil International Airport by months in 2023

Month	Arrived	Departed	Total
Jan	63	60	123
Feb	63	55	118
Mar	67	65	132
April	68	63	131
May	40	39	79
June	51	61	112
July	60	56	116
Aug	52	56	108
Sep	49	45	94
Oct	47	49	96
Nov	69	68	137
Dec	78	80	158
Total	707	697	1,404

Table 14: Number of Iraqi Airline flights (Domestic) at Sulaymaniyah International Airport by months in 2023

Month	Arrived	Departed	Total
Jan	58	61	119
Feb	53	52	105
Mar	73	72	145
April	55	56	111
May	51	54	105
June	58	54	112
July	51	51	102
Aug	56	58	114
Sep	50	51	101
Oct	56	55	111
Nov	46	47	93
Dec	52	50	102
Total	659	661	1,320

Table 15: Number of Iraqi Airline flights (International) at Sulaymaniyah International Airport by months in 2023

Month	Arrived	Departed	Total
Jan	39	37	76
Feb	33	34	67
Mar	47	48	95
April	32	31	63
May	26	23	49
June	30	34	64
July	35	35	70
Aug	35	33	68
Sep	35	33	68
Oct	34	35	69
Nov	25	25	50
Dec	34	36	70
Total	405	404	809

Table16 : Number of domestic passengers transferred through Iraqi Airline at Erbil International Airport by months in 2023

Month	Arrived	Departed	Total
Jan	10,846	11,203	22,049
Feb	10,696	10,406	21,102
Mar	11,082	10,901	21,983
April	8,966	8,011	16,977
May	14,155	12,854	27,009
June	13,731	11,723	25,454
July	13,238	13,306	26,544
Aug	13,544	12,396	25,940
Sep	14,274	13,752	28,026
Oct	11,415	11,413	22,828
Nov	12,194	11,443	23,637
Dec	12,098	10,672	22,770
Total	146,239	138,080	284,319

Table 17 : Number of International passengers transferred through Iraqi Airline at Erbil International Airport by months in 2023

Month	Arrived	Departed	Total
Jan	4,551	3,833	8,384
Feb	5,005	4,069	9,074
Mar	6,646	7,303	13,949
April	7,267	5,415	12,682
May	3,386	3,864	7,250
June	3,355	7,238	10,593
July	8,570	4,404	12,974
Aug	5,633	6,289	11,922
Sep	5,278	4,230	9,508
Oct	4,652	4,814	9,466
Nov	4,577	4,199	8,776
Dec	4,653	5,949	10,602
Total	63,573	61,607	125,180

Table 18: Number of domestic passengers transferred through Iraqi Airline at Sulaymaniyah International Airport by months in 2023

Month	Arrived	Departed	Total
Jan	1,924	2,124	4,048
Feb	2,122	2,001	4,123
Mar	2,212	2,331	4,543
April	2,028	2,002	4,030
May	3,143	2,968	6,111
June	3,115	2,705	5,820
July	2,876	3,117	5,993
Aug	3,096	3,027	6,123
Sep	3,031	2,893	5,924
Oct	2,612	2,539	5,151
Nov	2,405	2,468	4,873
Dec	2,287	2,397	4,684
Total	30,851	30,572	61,423

Table 19: Number of International passengers transferred by Iraqi Airline at Sulaymaniyah International Airport by months in 2023

Month	Arrived	Departed	Total
Jan	3,637	2,769	6,406
Feb	2,556	2,702	5,258
Mar	5,150	5,070	10,220
April	3,552	2,985	6,537
May	2,753	2,383	5,136
June	2,327	4,204	6,531
July	4,745	3,475	8,220
Aug	4,632	4,170	8,802
Sep	4,204	3,627	7,831
Oct	3,229	3,096	6,325
Nov	2,730	2,391	5,121
Dec	3,512	3,832	7,344
Total	43,027	40,704	83,731

Table 20: Volume of goods (Tons) transferred at Erbil International Airport by months in 2023

Month	Iraqi, Arab, and Foreign Airlines	
	Unloaded	Loaded
Jan	1,315	135
Feb	1,017	216
Mar	1,203	128
April	1,314	127
May	1,353	255
June	1,329	135
July	1,318	17
Aug	1,326	103
Sep	1,234	95
Oct	1,381	87
Nov	1,433	80
Dec	1,425	104
Total	15,648	1,482

Table 21: Volume of goods (Tons) transferred at Sulaymaniyah International Airport by months in 2023

Month	Iraqi, Arab, and Foreign Airlines	
	Unloaded	Loaded
Jan	87	17
Feb	82	21
Mar	112	39
April	80	39
May	100	21
June	63	23
July	173	19
Aug	113	19
Sep	176	27
Oct	170	16
Nov	321	27
Dec	408	34
Total	1,885	302

Table 22: Number of arrived flights at Erbil International Airport by airline and months in 2023

Airline \ Month	Jan	Feb	Mar	April	May	June	July	Aug	Sep	Oct	Nov	Dec	Total
Iraqi airline	228	189	228	202	179	183	192	191	192	178	212	225	2,399
Turkish Airlines	93	76	96	106	107	101	111	112	96	90	86	86	1,160
Fly Baghdad	102	73	82	77	72	82	107	126	108	83	84	102	1,098
Pegasus Airlines	50	54	62	65	67	82	89	88	82	72	55	59	825
Qatar Airways	62	53	56	48	62	60	69	75	73	62	58	51	729
UR Airlines	31	17	33	43	37	67	88	77	70	70	59	87	679
Royal Jordanian airline	38	37	45	38	41	42	43	45	41	43	40	43	496
Fly Dubai	32	28	31	30	31	30	31	31	30	31	30	31	366
Arab airline	23	20	22	21	22	29	30	29	30	31	29	31	317
Cham wing	21	17	24	23	28	18	21	20	20	24	22	30	268
Middle East Airlines	18	16	18	22	22	21	22	23	21	18	12	13	226
Austrian Airlines	16	9	14	21	26	26	27	26	26	24	10	16	241
Egypt Airline	12	14	17	18	18	16	18	18	17	16	13	11	188
Mahan airline	14	12	13	13	13	12	6	7	10	14	11	13	138
Euro wings Airlines	3	4	8	9	9	8	9	9	9	9	4	12	93
Lufthansa	9	8	7	8	9	8	9	9	9	7	/	/	83
Flynas airline	/	/	/	8	11	/	/	/	8	9	9	9	54
Sun Express Airline	/	/	/	/	1	8	9	9	9	8	2		46
Wizz Air	/	/	/	/	/	/	/	/	/	9	8	9	26
Dubai airlines	/	/	/	/	/	3	4	/	/	/	/	/	7
Germany LEAV airline	1	/	/	/	/	/	/	/	/	/	/	/	1
Freebird airlines	/	/	/	1	/	/	/	/	/	/	/	/	1
Emirates airline	/	1	/	/	/	/	/	/	/	/	/	/	1
Kuwait airline	/	/	/	/	/	1	/	/	/	/	/	/	1
Paris airline	/	/	/	/	/	/	/	/	1	/	/	/	1
High Airline	/	/	/	/	/	/	1	/	/	/	/	/	1
Total	753	628	756	753	755	797	886	895	852	798	744	828	9,445

Table 23: Number of departed flights at Erbil International Airport by airline and months in 2023

Month Airline	Jan	Feb	Mar	April	May	June	July	Aug	Sep	Oct	Nov	Dec	Total
Iraqi airline	228	189	228	202	179	183	192	191	192	178	212	225	2,399
Turkish airline	93	76	96	106	107	101	111	112	96	90	86	86	1,160
Fly Baghdad	102	73	82	77	72	82	107	126	108	83	84	102	1,098
Pegasus airline	50	54	62	65	67	82	89	88	82	72	55	59	825
Qatar airline	62	53	56	48	62	60	69	75	73	62	58	51	729
UR airline	31	17	33	43	37	67	88	77	70	70	59	87	679
Royal Jordanian airline	38	37	45	38	41	42	43	45	41	43	40	43	496
Dubai flight	32	28	31	30	31	30	31	31	30	31	30	31	366
Arab airline	23	20	22	21	22	29	30	29	30	31	29	31	317
Cham wing	21	17	24	23	28	18	21	20	20	24	22	30	268
Middle East Airlines	18	16	18	22	22	21	22	23	21	18	12	13	226
Austrian Airlines	16	9	14	21	26	26	27	26	26	24	10	16	241
Egypt Airline	12	14	17	18	18	16	18	18	17	16	13	11	188
Mahan airline	14	12	13	13	13	12	6	7	10	14	11	13	138
Euro wings Airlines	3	4	8	9	9	8	9	9	9	9	4	12	93
Lufthansa	9	8	7	8	9	8	9	9	9	7	/	/	83
Flynas airline	/	/	/	8	11	/	/	/	8	9	9	9	54
Sun Express Airline	/	/	/	/	1	8	9	9	9	8	2	/	46
Wizz Air	/	/	/	/	/	/	/	/	/	9	8	9	26
Deal airline	/	/	/	/	/	3	4	/	/	/	/	/	7
Germany LEAV airline	1	/	/	/	/	/	/	/	/	/	/	/	1
Freebird airlines	/	/	/	1	/	/	/	/	/	/	/	/	1
Emirates airline	/	1	/	/	/	/	/	/	/	/	/	/	1
Kuwait airline	/	/	/	/	/	1	/	/	/	/	/	/	1
Paris airline	/	/	/	/	/	/	/	/	1	/	/	/	1
High Airline	/	/	/	/	/	/	1	/	/	/	/	/	1
Total	753	628	756	753	755	797	886	895	852	798	744	828	9,445

Figure:7 Number of arrived and departed Flights at Erbil International Airport by airlines in 2023

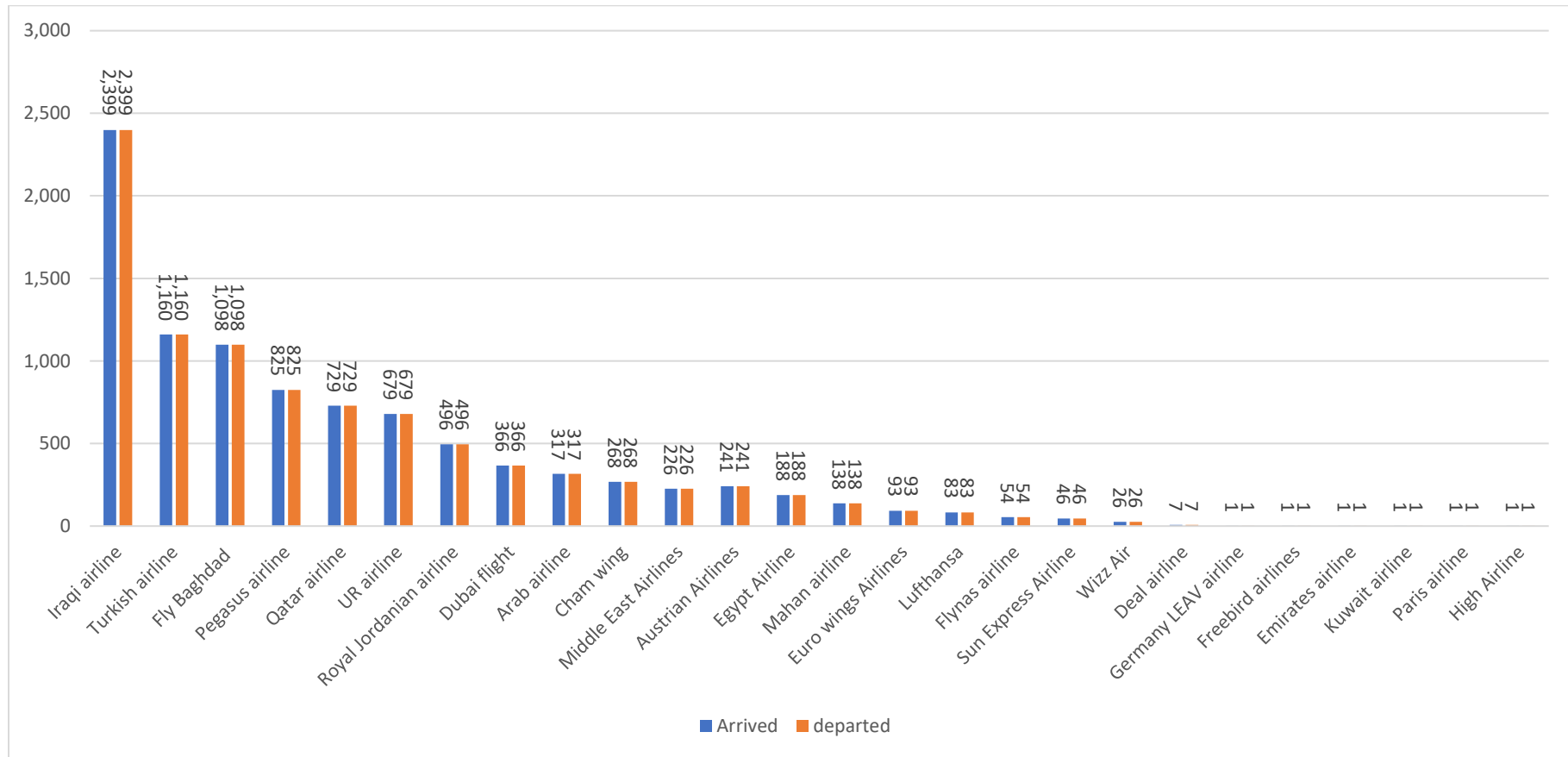


Table 24: Number of arrived Flights at Sulaymaniyah International Airport by airlines and months in 2023

Airline \ Month	Jan	Feb	Mar	April	May	June	July	Aug	Sep	Oct	Nov	Dec	Total
Iraqi airline	97	86	120	87	77	88	86	91	85	90	71	86	1,064
Fly Baghdad	24	17	26	15	16	1	5	9	8	9	9	8	147
Fly Dubai	14	12	13	13	13	13	13	13	12	14	13	13	156
Royal Jordanian airline	14	13	12	11	15	17	16	19	16	16	14	18	181
Qatar airline	21	13	17	17	22	30	38	44	43	31	30	31	337
Turkish airline	28	21	33	2	/	/	/	/	/	/	/	/	84
Condor airline	4	4	7	/	/	/	/	/	/	/	/	/	15
Mahan airline	13	12	14	13	13	12	4	5	6	8	9	8	117
Total	215	178	242	158	156	161	162	181	170	168	146	164	2,101

Table25 : Number of departed Flights at Sulaymaniyah International Airport by airlines and months in 2023

Month Airline	Jan	Feb	Mar	April	May	June	July	Aug	Sep	Oct	Nov	Dec	Total
Iraqi airline	98	86	120	87	77	88	86	91	84	90	72	86	1,065
Fly Baghdad	24	17	25	16	16	1	3	11	8	9	9	8	147
Fly Dubai	14	12	13	13	13	13	13	13	12	14	13	13	156
Royal Jordanian airline	14	13	13	11	14	18	16	18	16	17	13	19	182
Qatar airline	21	13	17	17	22	30	38	44	43	31	30	31	337
Turkish airline	28	21	32	3	/	/	/	/	/	/	/	/	84
Condor airline	4	4	7	/	/	/	/	/	/	/	/	/	15
Mahan airline	13	12	14	13	13	12	4	5	6	8	9	8	117
Total	216	178	241	160	155	162	160	182	169	169	146	165	2,103

Figure8 : Number of arrived and departed Flights at Sulaymaniyah International Airport by airlines in 2023

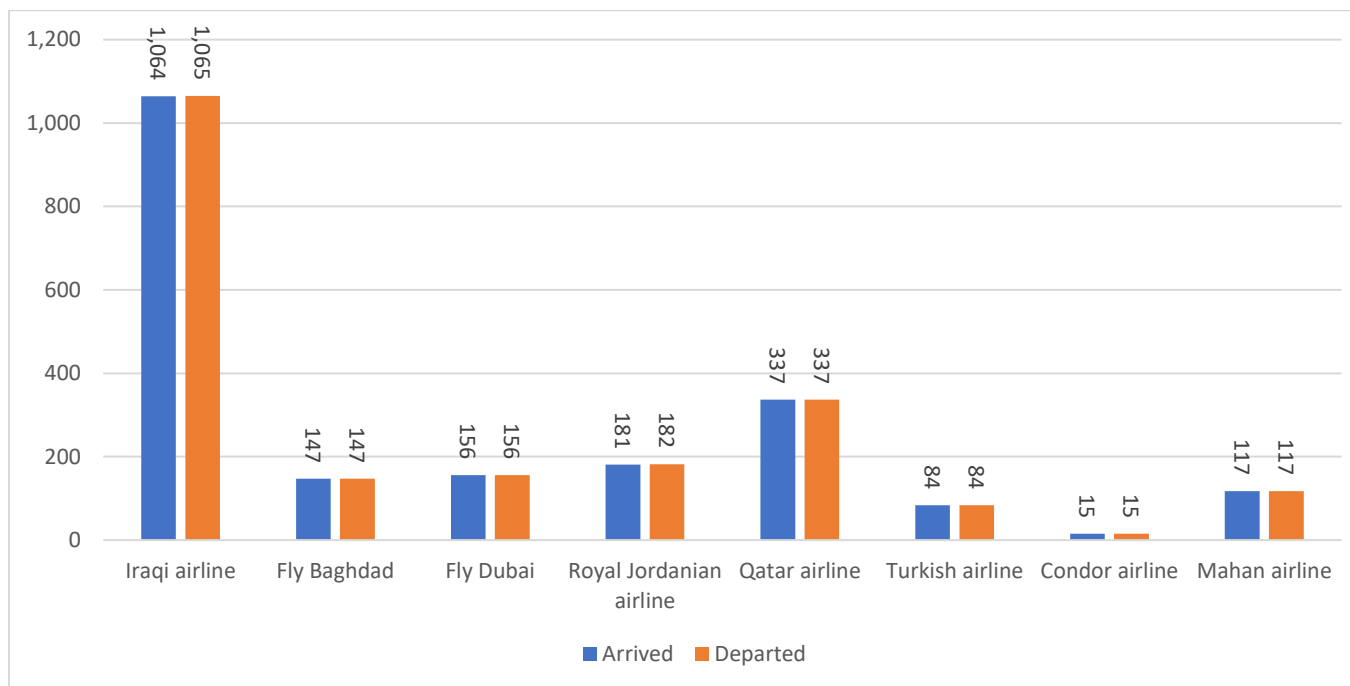


Table 26: Number of arrived passengers at Erbil International by airline and months in 2023

Airline \ Month	Jan	Feb	Mar	April	May	June	July	Aug	Sep	Oct	Nov	Dec	Total
Iraqi airline	15,397	15,701	17,728	16,233	17,541	17,086	21,808	19,177	19,552	16,067	16,771	16,751	209,812
Turkish Airlines	11,304	10,274	14,124	17,302	14,207	15,663	19,509	14,913	14,337	13,929	11,114	11,625	168,301
Pegasus Airlines	7,778	8,925	11,258	11,654	8,972	12,626	17,116	14,074	12,939	10,771	8,258	11,166	135,537
Fly Baghdad	10,968	8,238	8,899	7,093	8,444	8,367	12,017	15,118	13,147	7,602	10,769	11,574	122,236
UR Airlines	3,660	2,345	5,298	6,331	5,051	8,228	12,580	10,277	9,644	9,315	5,779	11,135	89,643
Qatar Airways	2,994	2,178	4,077	4,312	3,824	5,540	6,935	4,102	4,423	3,403	2,938	2,794	47,520
Fly Dubai	3,951	3,917	4,462	3,455	4,173	3,500	4,155	3,848	3,801	3,607	3,207	3,195	45,271
Royal Jordanian airline	2,814	2,392	3,394	2,646	3,106	3,812	5,264	4,223	3,749	3,009	2,867	3,232	40,508
Arab airline	3,037	2,960	3,389	2,386	3,177	3,291	3,939	3,381	3,388	3,192	2,657	3,300	38,097
Austrian Airlines	1,402	1,142	1,862	3,102	3,374	3,653	4,286	3,045	3,451	3,261	863	2,164	31,605
Cham wing	2,819	2,222	3,334	3,149	3,819	2,408	2,916	2,789	2,650	3,102	3,020	4,108	36,336
Middle East Airlines	1,639	1,245	1,574	1,443	1,798	1,879	2,430	2,652	2,202	1,712	804	802	20,180
Mahan airline	1,495	1,324	1,394	1,157	1,670	1,741	1,459	1,545	1,940	2,005	1,643	1,796	19,169
Egypt Airline	1,024	875	1,374	1,488	1,555	1,413	1,974	1,952	1,667	1,259	1,094	880	16,555
Euro wings Airlines	393	619	1,312	1,561	1,302	1,342	1,580	1,372	1,375	1,313	284	1,907	14,360
Lufthansa	806	801	650	921	1,043	928	1,106	1,019	1,061	740	/	/	9,075
Sun Express Airline	/	/	/	/	164	1125	1,613	1,556	1,446	875	186	/	6,965
Nass airline	/	/	/	679	1,263	/	/	/	906	613	1,258	1,487	6,206
Wizz Airline	/	/	/	/	/	/	/	/	/	488	611	1,091	2,190
Deal airline	/	/	/	/	/	/	656	/	/	/	/	/	656
Germany LEAV airline	134	/	/	/	/	/	/	/	/	/	/	/	134
High fly	/	/	/	/	/	/	12	/	/	/	/	/	12
Paris airline	/	/	/	/	/	/	/	/	/	/	/	/	/
Kuwait airline	/	/	/	/	/	5	/	/	/	/	/	/	5
Freebird airlines	/	/	/	/	/	/	/	/	/	/	/	/	/
Emirates airline	/	/	/	/	/	/	/	/	/	/	/	/	/
Total	71,615	65,158	84,129	84,912	84,483	92,607	121,355	105,043	101,678	86,263	74,123	89,007	1,060,373

Table 27: Number of departed passengers at Erbil International by airline and months in 2023

Airline \ Month	Jan	Feb	Mar	April	May	June	July	Aug	Sep	Oct	Nov	Dec	Total
Iraqi airline	15,036	14,475	18,204	13,426	16,718	18,961	17,710	18,685	17,982	16,227	15,642	16,621	199,687
Turkish Airlines	10,730	9,546	13,762	14,117	18,432	15,418	15,780	19,346	15,359	13,446.14	12,255	11,352	169,543
Pegasus Airlines	8,990	7,155	7,605	5,009	5,946	8,141	11,687	15,237	10,726	7,130	6,624	8,584	102,834
Fly Baghdad	8,305	8,838	10,618	10,833	12,921	12,448	15,646	17,510	14,395	10,470	9,268	10,134	141,386
UR Airlines	2,327	2,433	3,420	3,333	5,989	4,600	5,556	6,963	5,173	4,378	4,200	4,043	52,415
Qatar Airways	3,950	2,186	3,698	4,873	6,180	7,726	10,650	11,952	8,988	8,026	5,664	7,238	81,131
Fly Dubai	2,392	2,524	3,387	2,333	3,723	4,290	4,717	5,077	4,710	3,591	3,780	3,336	43,860
Royal Jordanian airline	3,082	3,694	3,737	3,288	3,988	2,919	2,905	4,077	3,864	3,788	3,481	3,712	42,535
Arab airline	2,661	2,941	3,179	2,571	3,398	3,522	3,931	3,725	3,685	3,843	3,263	4,374	41,093
Austrian Airlines	1,282	1,197	1,507	1,373	1,764	2,214	2,165	6617	2,005	1,123	696	1,062	23,005
Cham wing	1,921	969	1,570	2,080	3,575	2,690	3,648	/	3,520	3,264	949	1,113	25,299
Middle East Airlines	1,097	820	1,897	1,473	1,368	1,794	1,690	1,419	1,230	1,534	957	1,063	16,342
Mahan airline	736	896	1,389	1,160	1,840	1,640	1,419	1,941	1,776	1,429	1,111	982	16,319
Egypt Airline	1,341	1,280	1,311	1,200	1,696	1,776	1,355	1,485	1,902	1,991	1,593	2,072	19,002
Euro wings Airlines	471	451	1,202	1,355	1,589	1,229	1,494	1,583	1,498	1,553	419	737	13,581
Lufthansa	865	555	513	648	880	700	833	1,222	1,063	809	/	/	8,088
Sun Express Airline	/	/	/	717	1,747	/	/	/	966	652	1,403	1,517	7,002
Nass airline	/	/	/	/	175	1,262	1,535	1,705	1533	802	139	/	7,151
Wizz Airline	/	/	/	/	/	/	/	/	/	516	612	1,172	2,300
Deal airline	/	/	/	/	/	654	/	/	/	/	/	/	654
Germany LEAV airline	179	/	/	/	/	/	/	/	/	/	/	/	179
High fly	/	/	/	/	/	/	/	/	/	/	/	/	/
Paris airline	/	/	/	/	/	/	/	/	/	/	/	/	/
Kuwait airline	/	/	/	/	/	/	/	/	/	/	/	/	/
Freebird airlines	/	/	/	/	/	/	215	/	/	/	/	/	215
Emirates airline	/	/	/	/	/	/	/	/	47	/	/	/	47
Total	65,365	59,960	76,999	69,789	91,929	91,984	102,936	118,544	100,422	84,572	72,056	79,112	1,013,668

Figure 9: Total number of passengers transferred at Erbil International Airport by airline in 2023

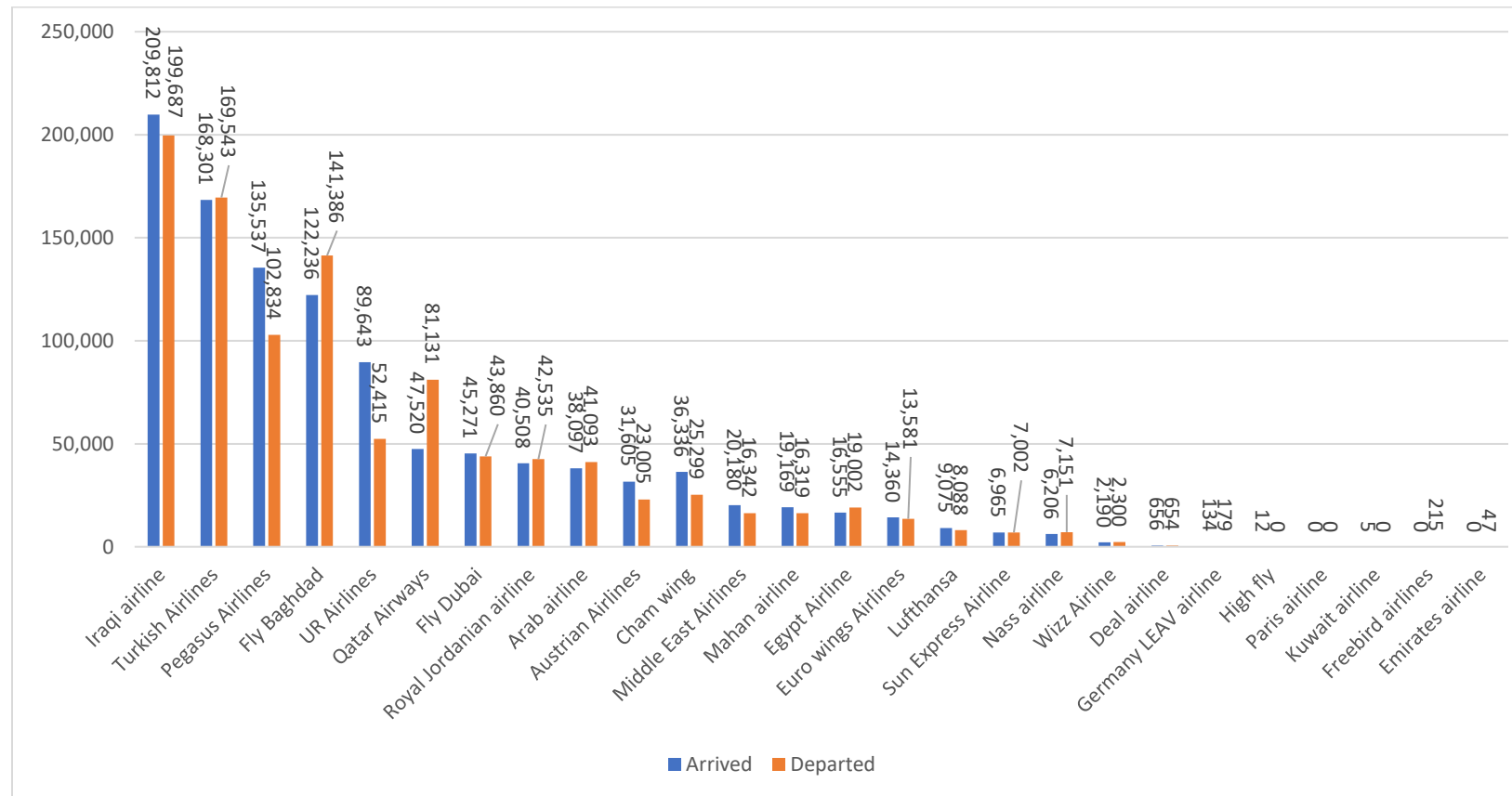


Table28 : Number of arrived passengers at Sulaymaniyah International Airport by airline and months in 2023

Airline \ Month	Jan	Feb	Mar	April	May	June	July	Aug	Sep	Oct	Nov	Dec	Total
Iraqi airline	5,561	4,678	7,362	5,580	5,896	5,442	7,621	7,728	7,235	5,841	5,135	5,799	73,878
Fly Baghdad	3,730	2,760	3,398	2,409	1,941	/	170	1,783	1,669	1,533	1,679	1,696	22,768
Dubai airline	1,064	1,195	1,675	1,049	1,122	1,231	1,813	851	763	886	930	1,153	13,732
Royal Jordanian fly	681	531	720	713	836	1,441	1,987	1,651	1,256	869	738	1,078	12,501
Qatar airline	833	642	1,089	1,999	2,539	3,568	3,942	3,035	2,842	2,078	1,682	1,855	26,104
Turkish airline	3,356	2,565	3,924	405	/	/	/	/	/	/	/	/	10,250
Condor airline	629	656	1,124	/	/	/	/	/	/	/	/	/	2,409
Mahan	1,201	1,164	1,286	855	1,402	1,513	1,017	1,199	960	870	956	867	13,290
Total	17,055	14,191	20,578	13,010	13,736	13,195	16,550	16,247	14,725	11,191	11,120	12,448	174,932

Table 29: Number of departed passengers at Sulaymaniyah International Airport by airline and months in 2023

Month Airlines	Jan	Feb	Mar	April	May	June	July	Aug	Sep	Oct	Nov	Dec	Total
Iraqi airline	4,893	4,703	7,401	4,987	5,351	6,909	6,592	7,197	6,520	5,635	4,859	6,229	71,276
Fly Baghdad	3,076	2,721	3,396	1,466	1,822	187	548	1,914	1,527	1,646	1,789	1,728	21,820
Dubai airline	821	1,267	1,484	956	1,138	1,382	1,196	1,142	859	907	918	1,384	13,454
Royal Jordanian fly	517	566	806	533	1,027	1,502	1,662	1,988	1,619	1,054	905	1,177	13,356
Qatar airline	721	501	870	1,123	2,574	3,082	3,608	4,717	3,543	2,770	2,330	2,225	28,064
Turkish airline	3,673	2,620	4,067	227	/	/	/	/	/	/	/	/	10,587
Condor airline	701	476	939	/	/	/	/	/	/	/	/	/	2,116
Mahan	1,209	1,105	1,140	1,050	1,561	1,799	946	1,275	950	947	1,119	1,187	14,288
Total	15,611	13,959	20,103	10,342	13,473	14,861	14,552	18,233	15,018	12,959	11,920	13,930	174,961

Figure 10: Total number of passengers transferred at Sulaymaniyah International Airport by airline in 2023

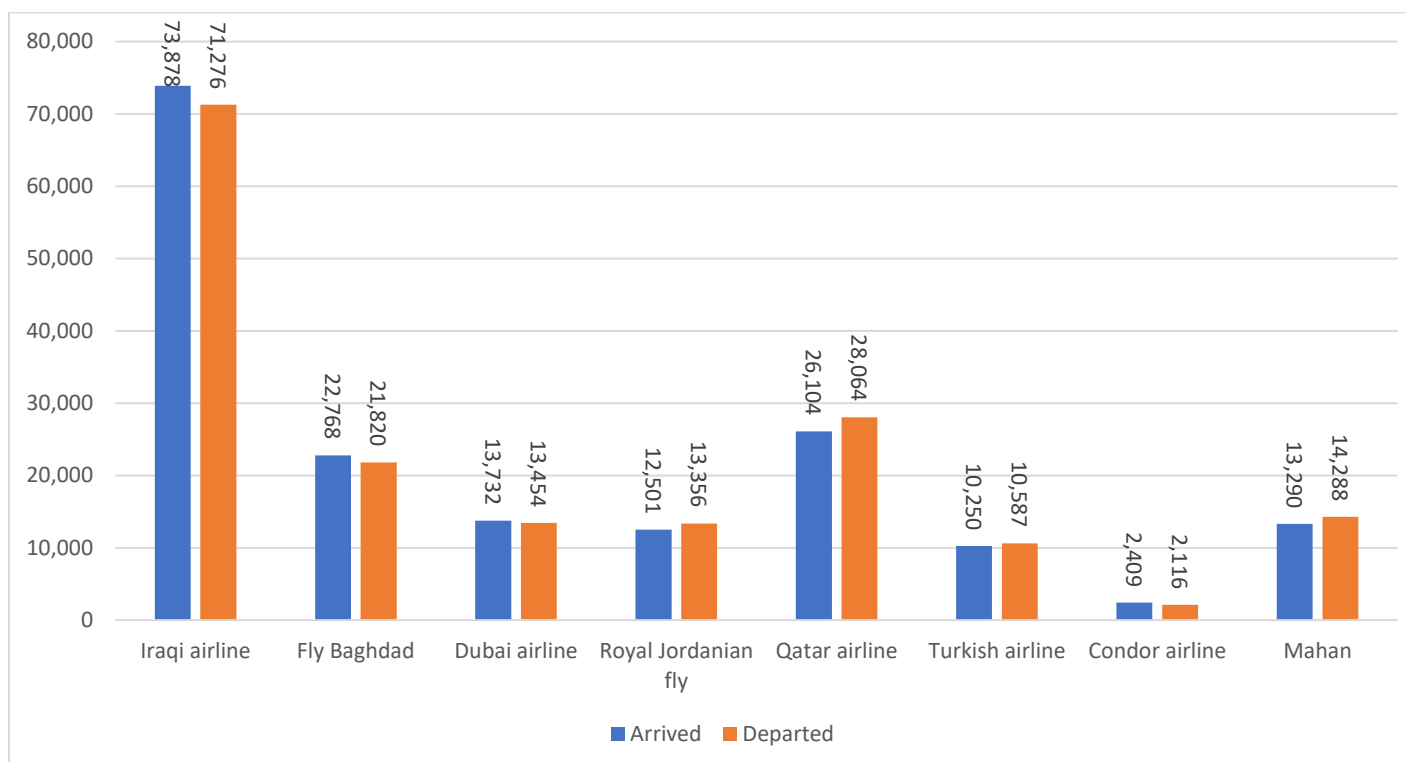


Table 30: Air transport activities at Erbil international airport by airlines in 2023

Airline	Number of flights			Number of transferred passengers		
	Arrived	Departed	Total	Arrived	Departed	Total
Iraqi airline	2,399	2,399	4,798	209,812	199,687	409,499
Turkish Airlines	1,160	1,160	2,320	168,301	169,543	337,844
Fly Baghdad	1,098	1,098	2,196	135,537	141,386	276,923
Pegasus Airlines	825	825	1,650	122,236	102,834	225,070
Qatar Airways	729	729	1,458	89,643	81,131	170,774
UR Airlines	679	679	1,358	47,520	52,415	99,935
Royal Jordanian airline	496	496	992	45,271	42,535	87,806
Fly Dubai	366	366	732	40,508	43,860	84,368
Arab airline	317	317	634	38,097	41,093	79,190
Cham wing	268	268	536	28,560	25,299	53,859
Middle East Airlines	226	226	452	36,336	16,342	52,678
Austrian Airlines	241	241	482	23,225	23,005	46,230
Egypt Airline	188	188	376	19,169	19,002	38,171
Mahan airline	138	138	276	16,555	16,319	32,874
Euro wings Airlines	93	93	186	14,360	13,581	27,941
Lufthansa	83	83	166	9,075	8,088	17,163
Nass airline	54	54	108	6,965	7,151	14,116
Turkish Sun Express Airline	46	46	92	6,206	7,002	13,208
Wizz Airline	26	26	52	2,190	2,300	4,490
Deal airline	7	7	14	656	654	1,310
Germany LEAV airline	1	1	2	134	179	313
Freebird airlines	1	1	2	12	215	227
Emirates airline	1	1	2	/	47	47
Kuwait airline	1	1	2	5	/	5
Paris airline	1	1	2	/	/	/
High fly	1	1	2	/	/	/
Total	9,445	9,445	18,890	1,060,373	1,013,668	2,074,041

Table 31: Air transport activities at Sulaymaniyah international airport by airlines in 2023

Airline	Number of flights			Number of transferred passengers		
	Arrived	Departed	Total	Arrived	Departed	Total
Iraqi airline	1,064	1,065	2,129	73,878	71,276	145,154
Fly Baghdad	147	147	294	22,768	21,820	44,588
Dubai airline	156	156	312	13,732	13,454	27,186
Royal Jordanian airline	181	182	363	12,501	13,356	25,857
Qatar airline	337	337	674	26,104	28,064	54,168
Turkish airline	117	117	234	13,290	14,288	27,578
Condor airline	84	84	168	10,250	10,587	20,837
Mahan	15	15	30	2,409	2,116	4,525
Total	2,101	2,103	4,204	174,932	174,961	349,893

Ministry of Planning - Kurdistan Region Statistics Office
www.krso.gov.krd

