

MINISTRY OF PLANNING
KURDISTAN REGIONAL GOVERNMENT
KURDISTAN REGIONAL STATISTICS OFFICE



Consumer Price Index (CPI) and Inflation Rate in Kurdistan Region Sep / 2015

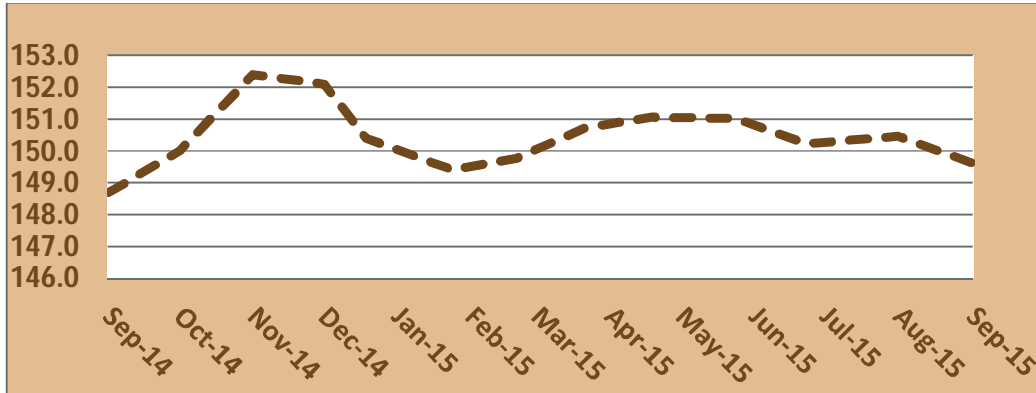
Consumer Price Index Department

Oct / 2015

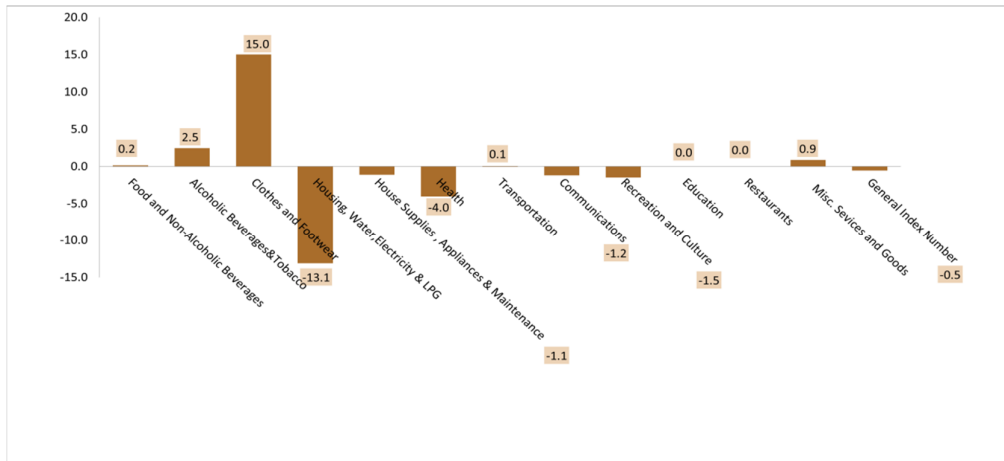
Analyzing inflation rate

1-Monthly inflation rate

Consumer price index reached %1490.6 in Kurdistan region in Sept 2015 where it shows a little decrease of %0.5 compared to the previous month of the same year.



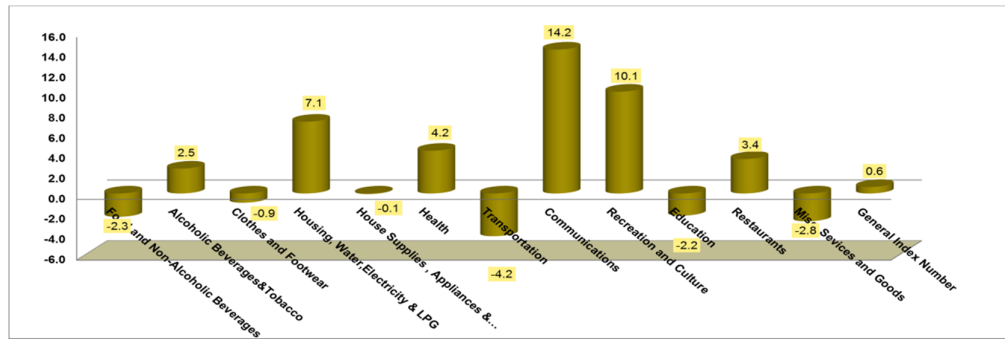
The decrease comes from a drop that happened in the price of section of housing, water, electricity, liquefied petroleum gas (LPG) at 13.1%, and sections of health, culture, communication, house supplies and maintenance at 4.0%, 1.5%, 1.2%, and 1.1% respectively.



2-Annual inflation rate

Kurdistan Region recorded 149.6% for consumer price index in September 2015 and compared to 148.7% for September 2014 shows an increase of 0.6%. The increase is due to an increase in the price of the group of housing, water, electricity and, liquefied petroleum gas (LPG) at the rate of %7.1,

This increase is due to an increase in prices of communication, recreation and culture, (housing, (water, electricity and LPG), health, restaurant, alcoholic beverages and tobacco at the rate of %14.2, 7.1%, %10.1, %4.2, %3.4, %2.5 respectively



3-Inflation rate compared with 2007

Consumer price index recorded 149.6% 2015 in Kurdistan Region for September with an increase of 49.6% compared to 2007.

4- Inflation rate in Kurdistan Region governorates

Consumer price index recorded %161.9 in Erbil for September 2015 and compared to the previous month it shows a decrease of 1.1%; Sulaimani recorded 141.5% and a decrease of 1.3%; and Duhok governorate recorded 144.3% with a decrease of 3.15 compared to the last month of this year.

