

MINISTRY OF PLANNING
KURDISTAN REGIONAL GOVERNMENT
KURDISTAN REGIONAL STATISTICS OFFICE



Consumer Price Index (CPI) and Inflation Rate in Kurdistan Region, Apr / 2021

Consumer Price Index Department

May/ 2021

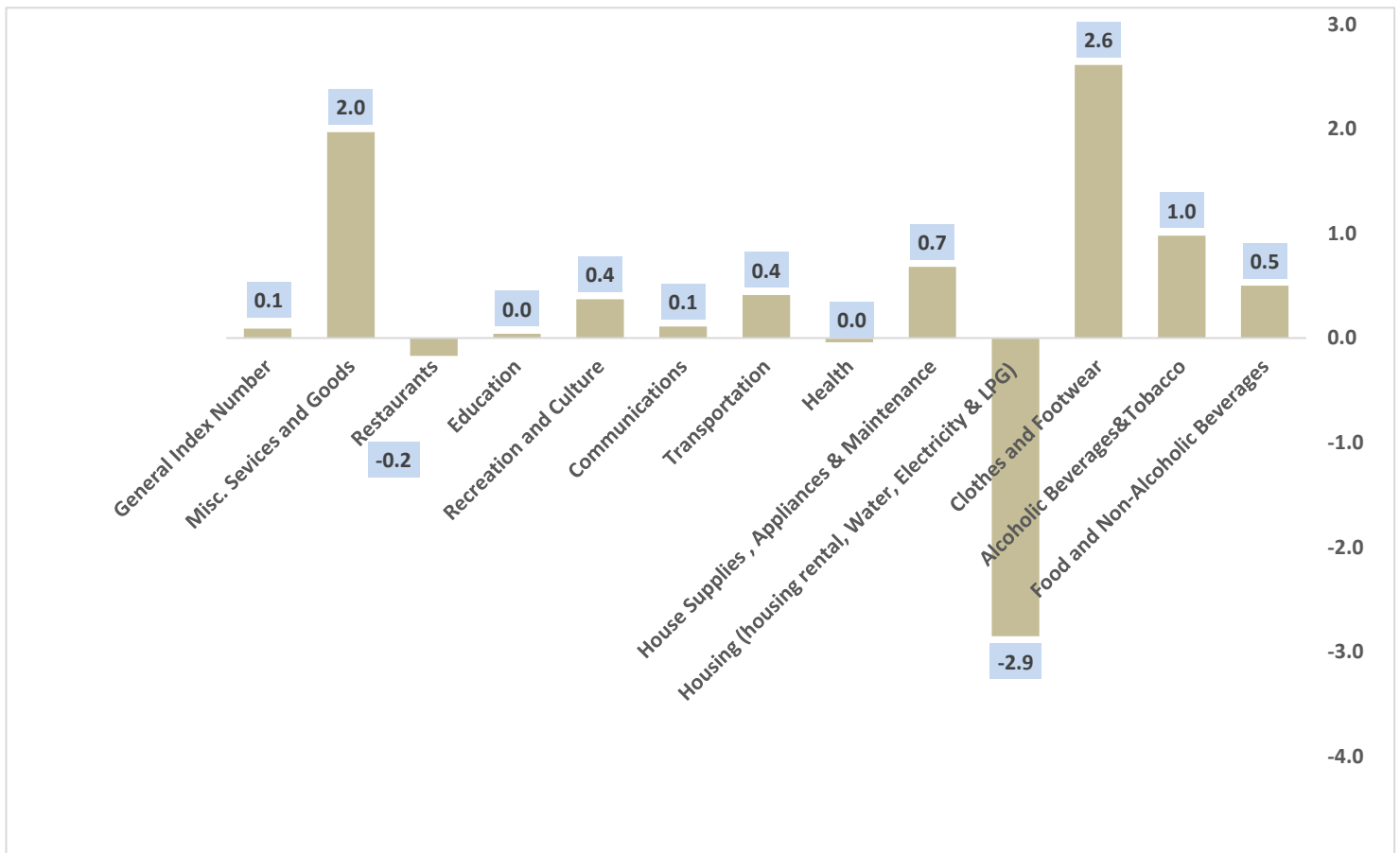
Analysis of inflation rate

1-Monthly inflation rate:

Consumer price index (CPI) reached 101.64% in Kurdistan Region in Apr 2021, where it shows an increase of 0.1% compared to Mar 2021.

CPI monthly increase is due to prices increase in the following sections:

- 1- Clothes and Footwear by 2.6%,
- 2- Misc. Sevices and Goods by 2.0%,
- 3- Alcoholic beverages & Tobacco by 1.0%,
- 4- House Supplies , Appliances & Maintenance by 0.7%,
- 5- Food and non- alcoholic beverages by 0.5%,
- 6- Transportation & Recreation and Culture by 0.4%,
- 7- Communications by 0.1%.

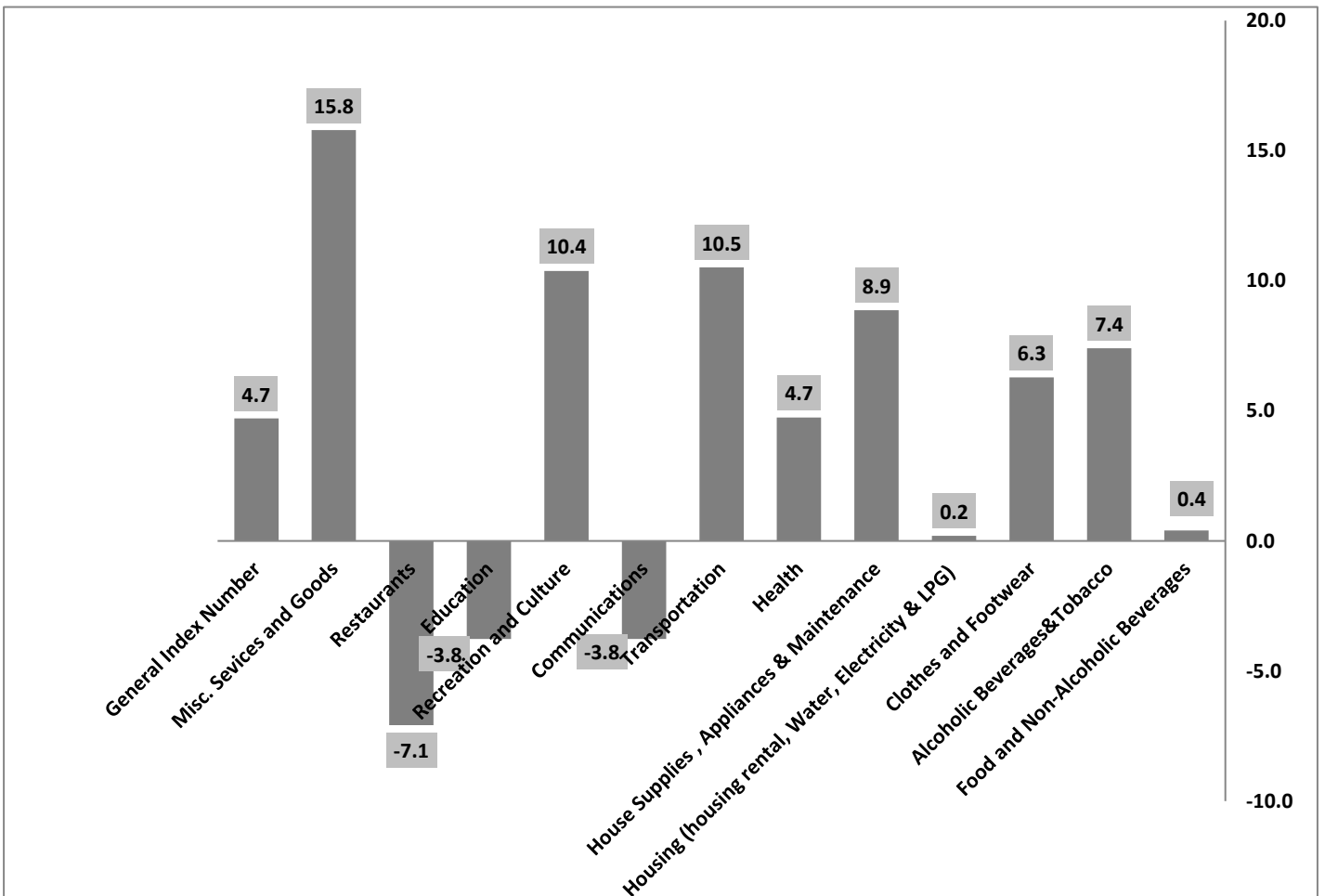


2-Annual Inflation rate:

Consumer price index (CPI) recorded %101.64 in Kurdistan Region Apr for 2021, where it shows an annual increase by 4.7% compared to Apr 2020.

Annual increase in CPI is due to prices increase in the following sections:

1. Misc. Services and Goods by 15.8%,
2. Transportation by 10.5%,
3. Recreation and Culture by 10.4%,
4. House Supplies , Appliances & Maintenance by 8.9%,
5. Alcoholic beverages & Tobacco by 7.4%,
6. Clothes and Footwear by 6.3%,
7. Health by 4.7 %,
8. Food and non- alcoholic beverages by 0.4%,
9. Housing (housing rental, Water, Electricity & LPG) by 0.2%.



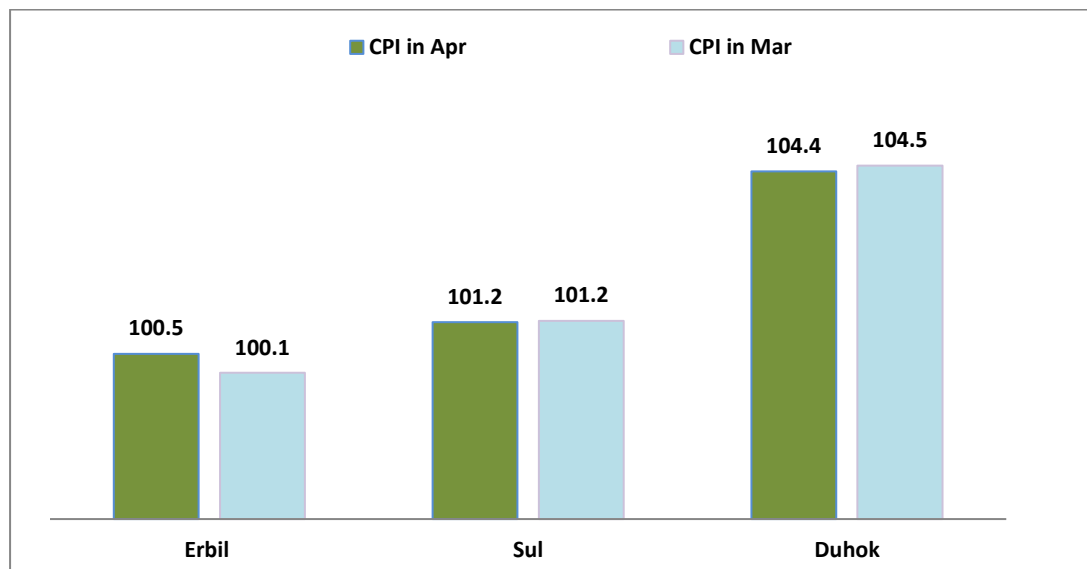
3-Inflation Rate compared to 2012 (2012=100%)

Consumer price index shows an increase by 1.6% in Apr compared to the base year 2012.

4-Consumer price index in Kurdistan Region's governorates:

Consumer price index in Kurdistan Region's governorates for Apr 2021 compared to the previous month is as follows:

1. Erbil governorate (100.5%) recorded an increase by 0.4%,
2. Sulaimani governorate (101.2%) no changes have been recorded,
3. Duhok governorate (104.4%) recorded a decrease by 0.1%.



Tables

CPI in Kurdistan Region Apr / 2021

#	Main and Sub Groups	Jan	Feb	Mar	April	May	June	July	August	sept	Oct	Nov	Dec	Average
1	Food and Non-Alcoholic Beverages	93.4	94.0	94.8	95.2									
11	Food	92.4	92.9	93.7	94.3									
111	Cereals and their products	94.7	95.4	95.7	96.0									
112	Meats	92.7	93.8	94.3	94.2									
113	Fish	74.7	75.8	76.0	76.5									
114	Yogurt, Cheese and Eggs	98.0	99.4	99.6	99.0									
115	Oils and Fats	97.0	97.5	102.9	103.5									
116	Fruits	91.7	92.2	94.4	96.3									
117	Vegetables	82.2	82.0	82.4	83.9									
118	Sugar and Sugar Products	103.2	103.0	103.3	104.0									
119	Other Food Products	113.5	114.0	114.1	114.6									
12	Non-Alcoholic Beverages	119.1	120.9	121.3	120.1									
2	Tobacco	126.4	126.4	127.3	128.5									
3	Clothes and Footwear	95.2	94.1	95.8	98.3									
31	Clothes	95.4	94.7	96.7	99.5									
311	Cloth 'Material	102.6	101.4	102.4	106.4									
312	Sewing services	113.9	109.3	111.5	112.9									

Consumer Price Index (CPI) and Inflation Rate in Kurdistan Region, Apr / 2021

Continued

code	Main and Sub Groups	Jan	Feb	Mar	April	May	June	July	August	sept	Oct	Nov	Dec	Average
313	Men's Readymade Wear	80.0	79.1	81.1	81.9									
314	Ladies' Readymade Wear	86.6	86.2	87.4	92.8									
315	Children's Readymade Wear	81.4	80.8	82.4	85.8									
316	Clothes Cleaning	109.0	108.8	132.3	131.7									
32	Footwear	95.0	91.5	92.1	93.0									
4	Housing, Water, Electricity & LPG	96.0	93.9	93.6	90.9									
411	Rent	87.3	86.4	85.6	85.2									
412	House Maintenance and Services	97.2	96.9	95.5	96.0									
413	Electricity and Water Supply	155.0	133.7	133.4	103.1									
414	Fuels(Gasolen , kerosene and LPG)	102.5	103.9	106.4	108.9									
5	House Supplies , Appliances & Maintenance	95.9	96.2	96.2	96.9									
51	Furniture Equipments	92.5	92.4	92.3	93.0									
52	Home Appliances	98.7	99.2	99.3	100.0									
6	Health	121.3	121.5	121.8	121.8									
7	Transportation	108.6	111.1	111.3	111.8									
8	Communications	115.5	114.6	114.6	114.7									
9	Recreation and Culture	99.6	101.9	100.1	100.5									
10	Education	104.2	104.2	104.2	104.2									
11	Restaurants and Hutle	84.6	85.5	85.6	85.4									
12	Misc. Sevices and Goods	124.4	123.7	121.4	123.8									
0	General Index Number	101.13	101.39	101.55	101.64									

CPI in Erbil governorate Apr /2021

#	Main and Sub Groups	Jan	Feb	Mar	April	May	June	July	August	sept	Oct	Nov	Dec	Average
1	Food and Non-Alcoholic Beverages	92.2	92.9	93.7	95.1									
11	Food	91.3	91.9	92.7	94.2									
111	Cereals and their products	93.2	93.9	93.9	94.9									
112	Meats	90.6	90.7	90.7	90.8									
113	Fish	87.7	87.7	87.7	88.6									
114	Yogurt, Cheese and Eggs	94.7	102.0	100.6	101.5									
115	Oils and Fats	97.2	98.1	99.7	102.6									
116	Fruits	92.0	90.9	93.6	96.7									
117	Vegetables	84.6	83.5	86.3	89.3									
118	Sugar and Sugar Products	99.1	98.9	98.9	100.7									
119	Other Food Products	104.6	104.9	104.9	105.9									
12	Non-Alcoholic Beverages	118.8	123.6	123.6	124.7									
2	Tobacco	129.7	129.7	129.7	133.2									
3	Clothes and Footwear	94.8	92.5	92.9	97.1									
31	Clothes	92.4	91.6	92.1	96.7									
311	Cloth 'Material	92.0	91.2	91.2	94.2									
312	Sewing services	104.6	100.9	100.9	102.5									

Consumer Price Index (CPI) and Inflation Rate in Kurdistan Region, Apr / 2021

Continued

code	Main and Sub Groups	Jan	Feb	Mar	April	May	June	July	August	sept	Oct	Nov	Dec	Average
313	Men's Readymade Wear	101.7	100.4	100.4	100.9									
314	Ladies' Readymade Wear	78.3	77.7	77.7	93.2									
315	Children's Readymade Wear	85.5	85.2	85.2	93.1									
316	Clothes Cleaning	100.0	99.2	150.0	150.0									
32	Footwear	108.9	97.5	97.5	99.7									
4	Housing, Water, Electricity & LPG	87.5	86.1	85.2	82.0									
411	Rent	81.1	80.6	79.1	79.1									
412	House Maintenance and Services	62.3	61.5	61.5	63.1									
413	Electricity and Water Supply	160.3	143.6	143.6	115.6									
414	Fuels(Gasolen , kerosene and LPG)	92.0	95.9	97.7	99.5									
5	House Supplies , Appliances & Maintenance	95.2	94.9	95.0	97.0									
51	Furniture Equipments	79.8	78.5	78.6	80.4									
52	Home Appliances	108.2	108.9	108.9	111.1									
6	Health	124.0	124.1	124.0	124.6									
7	Transportation	114.0	114.6	114.8	115.1									
8	Communications	115.9	116.7	116.7	117.1									
9	Recreation and Culture	90.3	95.6	94.0	95.1									
10	Education	100.4	100.4	100.4	100.4									
11	Restaurants and Hutle	89.1	91.7	91.7	91.7									
12	Misc. Sevices and Goods	127.6	126.5	123.5	126.6									
0	General Index Number	100.2	100.2	100.1	100.5									

CPI in Sulaimani governorate Apr /2021

#	Main and Sub Groups	Jan	Feb	Mar	April	May	June	July	August	sept	Oct	Nov	Dec	Average
1	Food and Non-Alcoholic Beverages	95.3	95.3	95.3	95.3									
11	Food	94.2	94.3	94.3	94.3									
111	Cereals and their products	94.0	94.0	93.9	93.9									
112	Meats	95.1	95.1	94.8	94.4									
113	Fish	58.0	58.0	58.0	58.0									
114	Yogurt, Cheese and Eggs	96.5	96.5	96.6	96.7									
115	Oils and Fats	96.1	96.1	102.4	102.7									
116	Fruits	100.8	100.8	101.6	101.8									
117	Vegetables	83.2	83.3	81.7	82.2									
118	Sugar and Sugar Products	104.9	104.9	105.0	105.1									
119	Other Food Products	128.2	128.4	128.4	128.5									
12	Non-Alcoholic Beverages	119.7	119.7	119.7	119.7									
2	Tobacco	117.4	117.4	117.4	117.4									
3	Clothes and Footwear	92.1	92.5	94.4	95.9									
31	Clothes	93.5	94.0	96.1	97.9									
311	Cloth 'Material	108.6	108.1	109.7	115.9									
312	Sewing services	109.6	107.1	107.9	107.9									

Consumer Price Index (CPI) and Inflation Rate in Kurdistan Region, Apr / 2021

Continued

code	Main and Sub Groups	Jan	Feb	Mar	April	May	June	July	August	sept	Oct	Nov	Dec	Average
313	Men's Readymade Wear	50.7	51.6	53.8	53.8									
314	Ladies' Readymade Wear	76.5	76.5	77.0	77.2									
315	Children's Readymade Wear	73.3	73.3	73.8	73.4									
316	Clothes Cleaning	129.6	129.6	134.1	132.9									
32	Footwear	85.3	85.3	86.2	86.4									
4	Housing, Water, Electricity & LPG	96.6	94.3	94.2	92.0									
411	Rent	83.8	83.1	83.2	82.7									
412	House Maintenance and Services	104.5	104.5	101.1	101.3									
413	Electricity and Water Supply	148.8	122.4	120.8	88.1									
414	Fuels(Gasolen , kerosene and LPG)	123.3	123.3	125.5	128.2									
5	House Supplies , Appliances & Maintenance	97.1	96.6	96.8	96.8									
51	Furniture Equipments	103.2	103.4	103.5	103.2									
52	Home Appliances	91.7	90.6	90.7	91.0									
6	Health	112.3	112.3	112.3	112.3									
7	Transportation	103.9	108.9	109.5	110.3									
8	Communications	114.0	113.8	113.9	113.9									
9	Recreation and Culture	110.8	110.3	110.1	110.1									
10	Education	119.6	119.6	119.6	119.7									
11	Restaurants and Hutle	92.9	92.9	92.9	92.6									
12	Misc. Sevices and Goods	121.1	120.1	118.5	119.8									
0	General Index Number	100.4	101.0	101.2	101.2									

CPI in Duhok governorate Apr /2021

#	Main and Sub Groups	Jan	Feb	Mar	April	May	June	July	August	sept	Oct	Nov	Dec	Average
1	Food and Non-Alcoholic Beverages	91.8	93.2	95.6	95.3									
11	Food	90.5	92.0	94.4	94.4									
111	Cereals and their products	98.6	100.4	101.9	102.0									
112	Meats	91.5	96.2	99.1	99.2									
113	Fish	85.7	90.9	91.7	92.7									
114	Yogurt, Cheese and Eggs	105.9	100.7	103.6	99.2									
115	Oils and Fats	98.3	99.3	109.1	106.6									
116	Fruits	73.4	77.5	81.6	85.2									
117	Vegetables	76.5	76.9	77.3	78.4									
118	Sugar and Sugar Products	106.3	106.1	106.9	107.2									
119	Other Food Products	99.7	101.1	101.4	102.1									
12	Non-Alcoholic Beverages	118.6	118.8	120.6	113.3									
2	Tobacco	138.7	138.7	142.4	142.4									
3	Clothes and Footwear	101.5	100.0	103.5	105.0									
31	Clothes	103.6	101.3	105.2	107.1									
311	Cloth 'Material	108.0	105.3	106.4	107.9									
312	Sewing services	137.4	126.9	135.6	139.3									

Consumer Price Index (CPI) and Inflation Rate in Kurdistan Region, Apr / 2021

Continued

code	Main and Sub Groups	Jan	Feb	Mar	April	May	June	July	August	sept	Oct	Nov	Dec	Average
313	Men's Readymade Wear	101.4	97.5	102.5	105.2									
314	Ladies' Readymade Wear	119.3	118.9	122.9	122.1									
315	Children's Readymade Wear	90.4	88.0	94.4	97.8									
316	Clothes Cleaning	83.7	84.0	100.0	100.0									
32	Footwear	91.1	93.4	94.8	94.8									
4	Housing, Water, Electricity & LPG	108.8	105.9	105.9	103.3									
411	Rent	101.2	102.2	100.6	99.8									
412	House Maintenance and Services	139.6	139.4	139.5	139.3									
413	Electricity and Water Supply	158.2	139.5	141.2	111.7									
414	Fuels(Gasolen , kerosene and LPG)	137.4	79.7	83.8	87.0									
5	House Supplies , Appliances & Maintenance	94.9	97.3	97.2	96.8									
51	Furniture Equipments	92.6	93.6	93.0	93.5									
52	Home Appliances	96.7	100.2	100.6	99.4									
6	Health	134.2	134.8	136.7	135.6									
7	Transportation	109.0	109.4	109.1	109.3									
8	Communications	118.0	112.6	112.4	112.3									
9	Recreation and Culture	93.0	95.6	90.8	90.7									
10	Education	80.8	80.6	80.6	80.6									
11	Restaurants and Hutle	61.1	61.1	61.4	61.4									
12	Misc. Sevices and Goods	125.6	126.0	123.6	126.9									
0	General Index Number	104.1	104.0	104.5	104.4									

CPI monthly change in Kurdistan Region for month April / 2021

#	Main Groups	Dec 2020	Jan 2021	Monthly inflation rate	Jan 2021	Feb 2021	Monthly inflation rate	Feb 2021	Mar 2021	Monthly inflation rate	Mar 2021	April 2021	Monthly inflation rate	Apr 2021	May 2021	Monthly inflation rate	May 2021	Jun 2021	Monthly inflation rate
01	Food and Non-Alcoholic Beverages	94.8	93.4	-1.4	93.4	94.0	0.6	94.0	94.8	0.8	94.8	95.2	0.5						
02	Alcoholic Beverages & Tobacco	128.0	126.4	-1.2	126.4	126.4	0.0	126.4	127.3	0.7	127.3	128.5	1.0						
03	Clothes and Footwear	94.3	95.2	1.0	95.2	94.1	-1.1	94.1	95.8	1.8	95.8	98.3	2.6						
04	Housing (Rent, Water, Electricity & LPG)	92.5	96.0	3.8	96.0	93.9	-2.2	93.9	93.6	-0.4	93.6	90.9	-2.9						
05	House Supplies , Appliances & Maintenance	94.0	95.9	2.1	95.9	96.2	0.3	96.2	96.2	0.0	96.2	96.9	0.7						
06	Health	120.4	121.3	0.7	121.3	121.5	0.2	121.5	121.8	0.3	121.8	121.8	0.0						
07	Transportation	104.1	108.6	4.4	108.6	111.1	2.2	111.1	111.3	0.3	111.3	111.8	0.4						
08	Communications	116.1	115.5	-0.5	115.5	114.6	-0.8	114.6	114.6	0.0	114.6	114.7	0.1						
09	Recreation and Culture	98.3	99.6	1.3	99.6	101.9	2.3	101.9	100.1	-1.7	100.1	100.5	0.4						
10	Education	104.1	104.2	0.1	104.2	104.2	0.0	104.2	104.2	0.0	104.2	104.2	0.0						
11	Restaurants	85.9	84.6	-1.5	84.6	85.5	1.1	85.5	85.6	0.1	85.6	85.4	-0.2						
12	Misc. Services and Goods	121.7	124.4	2.2	124.4	123.7	-0.6	123.7	121.4	-1.9	121.4	123.8	2.0						
00	CPI in average	99.5	101.13	1.7	101.13	101.39	0.3	101.39	101.55	0.2	101.55	101.64	0.1						

CPI annual change in Kurdistan Region for month April / 2021

#	Main Groups	Jan 2020	Jan 2021	Annual inflation rate	Feb 2020	Feb 2021	Annual inflation rate	Mar 2020	Mar 2021	Annual inflation rate	April 2020	April 2021	Annual inflation rate	May 2020	May 2021	Annual inflation rate	Jun 2020	Jun 2021	Annual inflation rate
01	Food and Non-Alcoholic Beverages	91.4	93.4	2.2	91.7	94.0	2.5	94.0	94.8	0.8	94.9	95.2	0.4						
02	Alcoholic Beverages & Tobacco	118.7	126.4	6.5	119.6	126.4	5.7	119.6	127.3	6.4	119.6	128.5	7.4						
03	Clothes and Footwear	92.6	95.2	2.8	92.1	94.1	2.2	92.5	95.8	3.6	92.5	98.3	6.3						
04	Housing (Rent, Water, Electricity & LPG)	95.1	96.0	1.0	95.8	93.9	-2.0	94.1	93.6	-0.6	90.7	90.9	0.2						
05	House Supplies, Appliances & Maintenance	90.8	95.9	5.6	99.2	96.2	-3.1	90.7	96.2	6.1	89.0	96.9	8.9						
06	Health	115.9	121.3	4.6	116.3	121.5	4.4	116.3	121.8	4.8	116.3	121.8	4.7						
07	Transportation	94.6	108.6	14.9	101.4	111.1	9.5	101.5	111.3	9.7	101.2	111.8	10.5						
08	Communications	119.3	115.5	-3.2	119.2	114.6	-3.9	119.2	114.6	-3.9	119.2	114.7	-3.8						
09	Recreation and Culture	91.6	99.6	8.7	91.0	101.9	11.9	91.1	100.1	9.9	91.0	100.5	10.4						
10	Education	108.7	104.2	-4.1	108.3	104.2	-3.8	108.3	104.2	-3.8	108.3	104.2	-3.8						
11	Restaurants	95.0	84.6	-11.0	92.3	85.5	-7.3	91.9	85.6	-6.9	91.9	85.4	-7.1						
12	Misc. Services and Goods	101.5	124.4	22.5	105.0	123.7	17.8	105.2	121.4	15.4	106.9	123.8	15.8						
00	CPI in average	96.6	101.13	4.7	97.1	101.39	4.4	97.5	101.55	4.2	97.1	101.64	4.7						

Ministry of planning/ Kurdistan Region Statistics Office

For more Information, please contact us on:

E-Mail: contact@krso.gov.krd

Web site: www.krso.gov.krd

Number phone: 07508963143

Face book:<https://www.facebook.com/krso.krd>