



Kurdistan Region Government
Ministry of Planning
Kurdistan Region Statistics



Air Transportation Statistics Report at Kurdistan Region Airports 2018

Air Transportation Statistics Report at Kurdistan Region Airports 2018

Transportation and Communication Statistics Department

August 2019

© August 2019, Kurdistan Region Statistics Office/ Ministry of planning

Suggested Citation:

Kurdistan Region Statistics Office, Erbil, Kurdistan region 2019, Communication and Transportation Statistics Department” *Air Transportation Statistics Report at Kurdistan Region Airports 2018*”

For more information please contact:

Email: contact@krso.gov.krd

Website: www.krso.gov.krd

Tel: +964(0)662559170

Mobile: 07508963143

ID number: 70

Contents

List of Tables	IV
List of Figures	V
Introduction	1
Objectives	1
Data collection	1
Coverage	2
Definitions and concepts	2
Main indicators	3

List of Tables

Table 1: Key Indicators of Air Transport in KRI, 2018	5
Table 2: Domestic Flights at KRI's Airports by Number of Flights and Passengers in 2018.....	6
Table 3: International Flights at KRI's Airports by Number of Flights and Passengers in 2018.....	6
Table 4: Number of Passengers (Arrival and Departure) at Erbil International Airport by Domestic Flights and Months in KRI, 2018.....	8
Table 5: Number of Passengers (Arrival and Departure) at Sulaimani International Airport by Domestic Flights and Months in KRI, 2018	8
Table 6: Number of Passengers (Arrival and Departure) at Erbil International Airport by International Flights and Months in KRI, 2018	9
Table 7: Number of Passengers (Arrival and Departure) at Sulaimani International Airport by International Flights and Months in KRI, 2018	9
Table 8: Number of Passengers (Arrival and Departure) at Erbil International Airport by Airlines and Months in KRI, 2018.....	10
Table 9: Number of Passengers (Arrival and Departure) at Sulaimani International Airport by Airlines and Months in KRI, 2018.....	11
Table 10: Total Transferred cargo at Erbil International Airport by Month in KRI, 2018	12
Table 11: Total Transferred Cargo at Sulaimani International Airport by Month in KRI, 2018	12
Table 12: Erbil International Airport in KRI 2018 by Number of Passengers, Flights and Airlines	13
Table 13: Sulimani International Airport in KRI in 2018 by Number of Passengers, Flights and Airlines ...	16

List of Figures

Figure 1: Number of Domestic and International Flights at Kurdistan Region’s Airports 2018	3
Figure 2: Number of passengers (Arrival and Departure) by Domestic and International Flights at KRI’s Airports in 2018	4
Figure 3: loaded and Unloaded Goods at KRI’s Airports in 2018, Value in Ton.....	4
Figure 4: Number of Domestic and International Flights at KRI’s Airports in 2018.....	6
Figure 5: Number of Passengers (Arrival and Departure) at Erbil International Airport by Domestic and International Flights in KRI, 2018.....	7
Figure 6: Number of Passengers (Arrival and Departure) at Sulaimani International Airport by Domestic and International Flights in KRI, 2018.....	7
Figure 7: Number of Arrival Passengers at Erbil International Airport by Airlines in KRI, 2018.....	14
Figure 8: Number of Departure Passengers at Erbil International Airport by Airlines in KRI, 2018.....	15
Figure 9: Number of Arrival Passengers at Erbil International Airport by Airlines in KRI, 2018.....	17
Figure 10: Number of Departure Passengers at Erbil International Airport by Airlines in KRI, 2018.....	18

Introduction

Air transport is one of the most important means of transport for its high speed in reaching to the destination in a shorter time comparing to the other ways of transportation. Air transport facilitate the process of transport by the service it provides to transport a large number of passengers and large volumes of cargo from one place to another. It also strengthens the international relations. We should not underestimate the air transport's significant contribution to gross domestic product and its role in economic growth.

Due to the importance of air transport, Kurdistan Region Statistics Office (KRSO) in coordination with the Ministry of transport and communications / directorate of planning works to get data from the airports of the Kurdistan region (KRI) on an annual base to show it in an annual report to make data available for users.

Objectives

The aim of this report is to provide statistical indicators of airport activities including the number of flights (arrival and departure), number of passengers come and leave via different airlines, number of domestic and international flights to and from the airports of the Kurdistan region and other international airports in addition to the volume of loaded and unloaded cargo.

Data collection

In coordination with Erbil and Sulaimani international airports, KRSO collects data from airports and compiles them in tables that have been previously prepared for this purpose. Data would be checked in KRSO and the key indicators are presented in an annual report after getting a logic and reasonable data that is meaningful for users.

Coverage

The report includes annual data collected from Erbil and Sulaimani international airport in 2018.

Definitions and concepts

Internal flights: it refers to the movement of aircrafts (arrival and departure) among airports (Baghdad, Najaf, Basra, Erbil, Sulaimani).

International flights: it refers to the total number of passengers come to and leave from the airports of the Kurdistan Region (Erbil and Sulaimani).

Transported passengers: it refers to the total number of passengers come to and leave from the airports of the Kurdistan Region (Erbil and Sulaimani).

Passenger aircraft: it is a plane exclusively used for the transport of passengers and their luggages.

Arrival flights: The total flights arrive at the airports of the Kurdistan region from various airlines (Iraqi, Arabic, and foreign).

Departed flight: The total flights from different airlines companies (Iraqi, Arabic, and foreign) depart from the airports of the Kurdistan region to other destinations.

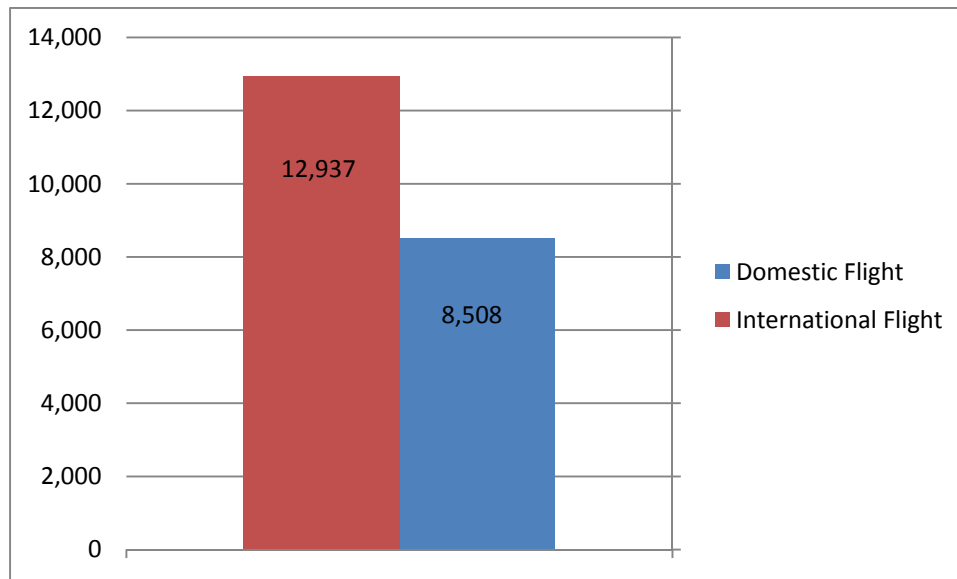
Cargo: it is the weight of goods, luggages and postal materials in tons (loaded, unloaded).

Main indicators

Number of flights

The total number of flights (landed and departed) reached 21,445 flights in KRI's airports in 2018, of which 16,056 flights have been recorded in Erbil airport and 5,389 flights in Sulaimani airport. Of the total flights, 8,508 (39.7%) have been recorded as domestic flights and 12,937 (60.3%) as international flights. Erbil airport recorded 5,634 domestic flights and 10,422 international flights against 2,874 domestic flights and 2,515 international flights in Sulaimani airport.

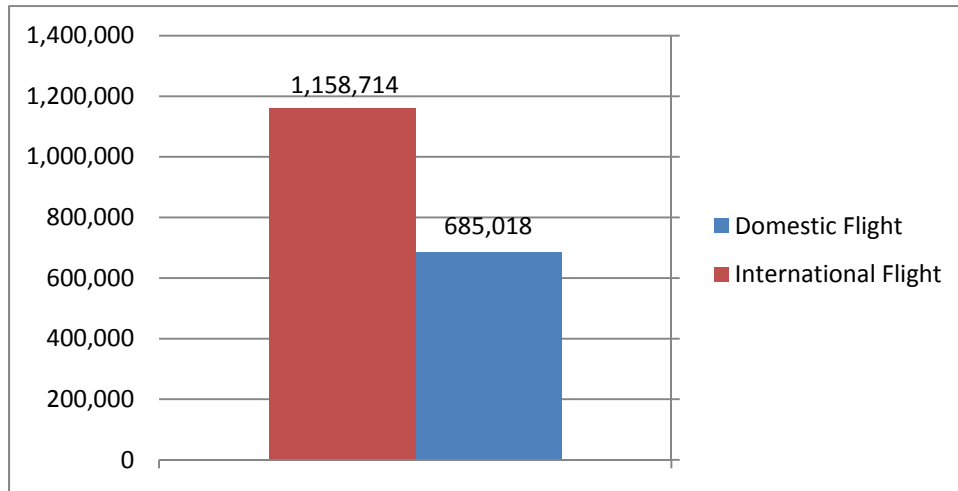
Figure 1: Number of Domestic and International Flights at Kurdistan Region's Airports 2018



Number of passengers

The total number of transported passengers from Kurdistan region's airports was 1,843,732 passengers in 2018, of which 685,018 (37.2%) passengers have been internally and 1,158,714 (62.8%) passengers have been internationally transported.

Figure 2: Number of passengers (Arrival and Departure) by Domestic and International Flights at KRI's Airports in 2018



Cargo

Transported cargo at KRI' airports in 2018 amounted to 26,547 tons, of which 25,427 tons were unloaded and 1,120 tons were loaded.

Figure 3: loaded and Unloaded Goods at KRI's Airports in 2018, Value in Ton

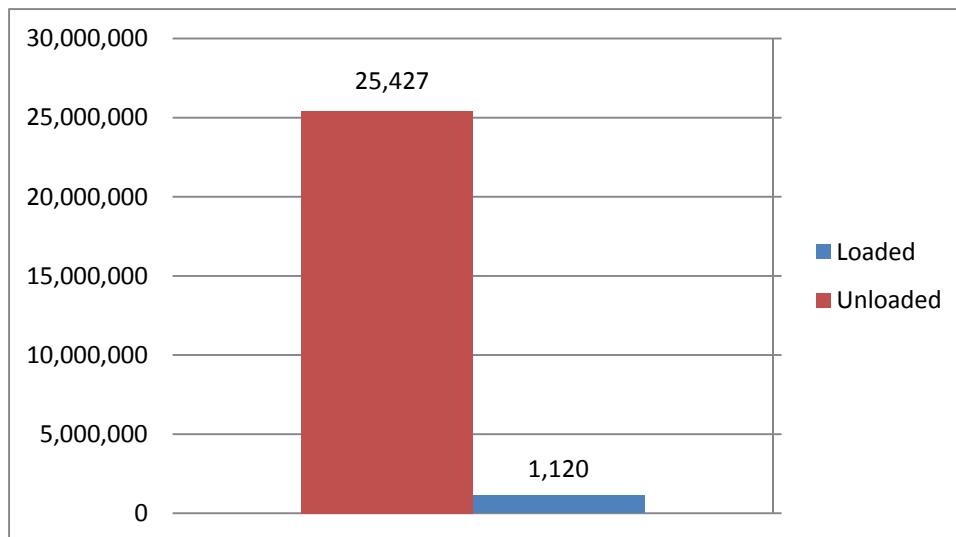


Table 1: Key Indicators of Air Transport in KRI, 2018

Indicator	Measurement unit	Value
Arrival	Passenger	894,660
Departure	Passenger	949,072
Arrival	Flight	10,723
Departure	Flight	10,722
Total flights	Total	21,445
Cargo (Unloaded)	Ton	25,427
Cargo (Loaded)	Ton	1,120
Total Cargo (Loaded, Unloaded)	Ton	26,547
Total passengers	passenger	1,843,732

Table 2: Domestic Flights at KRI's Airports by Number of Flights and Passengers in 2018

Airports	Number of flights	Flights		Passengers	
		Arrival	Departure	Arrival	Departure
Erbil international airport	5,634	2,809	2,825	257,791	263,755
Sulaimani international airport	2,874	1,436	1,438	77,169	86,303
Total	8,508	4,245	4,263	334,960	350,058

Table 3: International Flights at KRI's Airports by Number of Flights and Passengers in 2018

Airports	Number of flights	Flights		Passengers	
		Arrival	Departure	Arrival	Departure
Erbil international airport	10,422	5,219	5,203	488,237	524,080
Sulaimani international airport	2,515	1,259	1,256	71,463	74,934
Total	12,937	6,478	6,459	559,700	599,014

Figure 4: Number of Domestic and International Flights at KRI's Airports in 2018

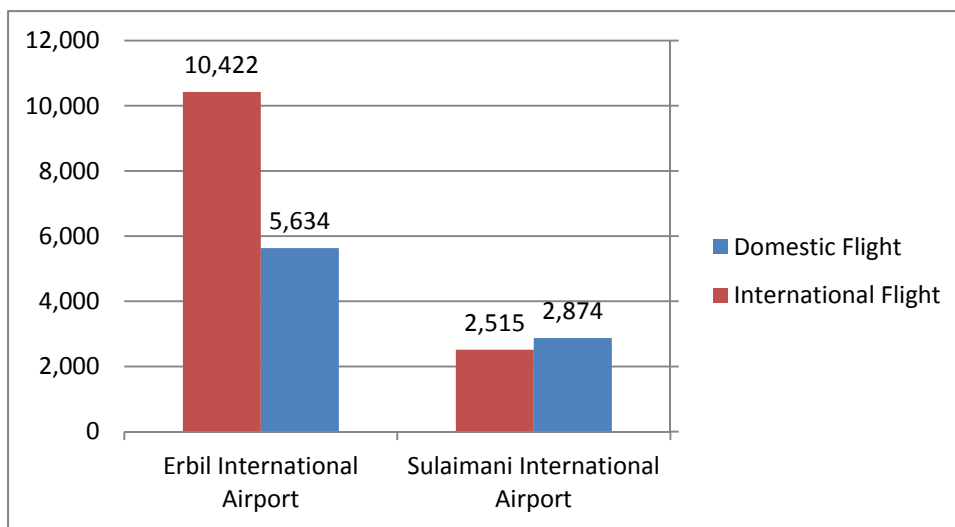


Figure 5: Number of Passengers (Arrival and Departure) at Erbil International Airport by Domestic and International Flights in KRI, 2018

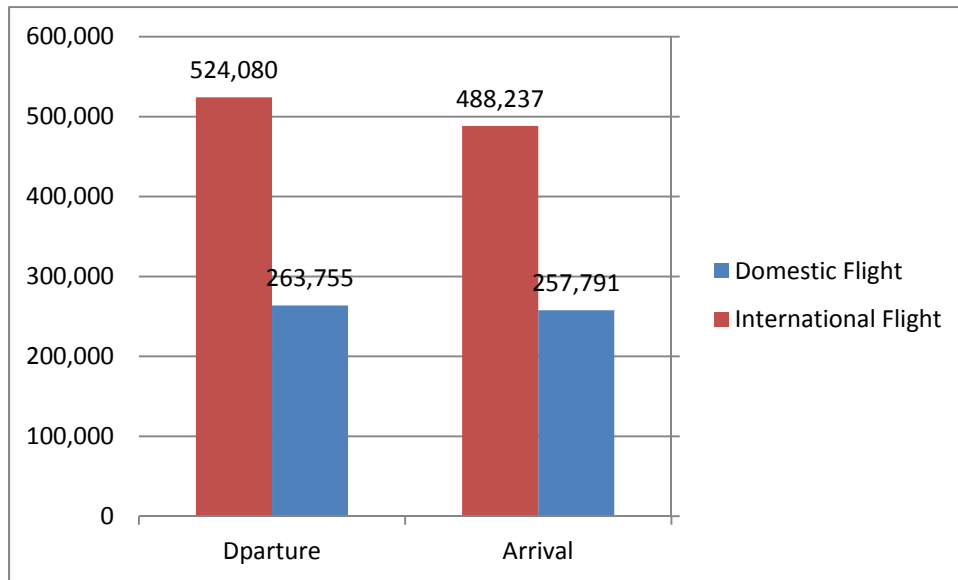


Figure 6: Number of Passengers (Arrival and Departure) at Sulaimani International Airport by Domestic and International Flights in KRI, 2018

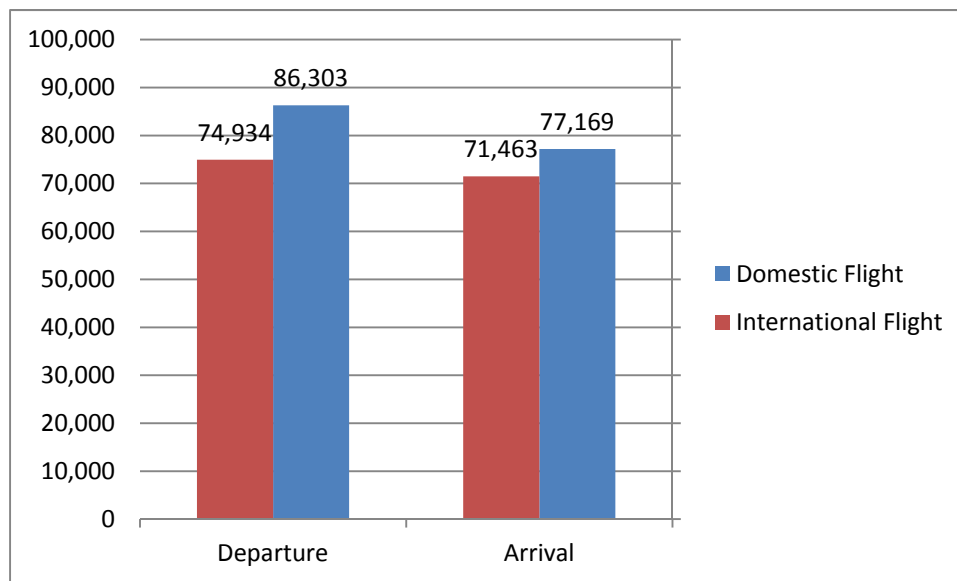


Table 4: Number of Passengers (Arrival and Departure) at Erbil International Airport by Domestic Flights and Months in KRI, 2018

Month	Arrival	Departure
Jan	26,910	28,746
Feb	26,393	29,154
Mar	34,895	37,060
Apr	21,979	22,482
May	16,743	16,836
June	16,605	16,297
July	24,547	24,077
Aug	20,437	20,435
Sep	18,781	18,846
Oct	16,974	16,390
Nov	16,552	16,805
Dec	16,975	16,627
Total	257,791	263,755

Table 5: Number of Passengers (Arrival and Departure) at Sulaimani International Airport by Domestic Flights and Months in KRI, 2018

Month	Arrival	Departure
Jan	8,817	9,267
Feb	8,382	10,155
Mar	10,793	11,062
Apr	6,703	7,529
May	4,207	4,798
June	5,270	5,827
July	7,651	8,076
Aug	6,782	7,643
Sep	5,616	6,924
Oct	5,077	5,561
Nov	3,995	4,511
Dec	3,876	4,450
Total	77,169	86,303

Table 6: Number of Passengers (Arrival and Departure) at Erbil International Airport by International Flights and Months in KRI, 2018

Month	Arrival	Departure
Jan	/	/
Feb	/	/
Mar	6,104	5,487
Apr	37,384	38,626
May	39,324	46,388
June	54,707	50,567
July	66,834	68,970
Aug	66,819	78,276
Sep	65,760	69,390
Oct	56,447	59,259
Nov	45,452	50,913
Dec	49,406	56,204
Total	488,237	524,080

Table 7: Number of Passengers (Arrival and Departure) at Sulaimani International Airport by International Flights and Months in KRI, 2018

Month	Arrival	Departure
Jan	28	25
Feb	43	52
Mar	1,803	1746
Apr	4,935	4,319
May	4,343	5,939
June	8,908	7,234
July	10,247	11,798
Aug	11,248	12,684
Sep	10,306	9,590
Oct	6,764	7,335
Nov	6,228	6,708
Dec	6,610	7,504
Total	71,463	74,934

Table 8: Number of Passengers (Arrival and Departure) at Erbil International Airport by Airlines and Months in KRI, 2018

Month	Iraqi Airline		Arabia Airline		Foreign Airline		Total	
	Arrival	Departure	Arrival	Departure	Arrival	Departure	Arrival	Departure
Jan	26,910	28,746	/	/	/	/	26,910	28,746
Feb	26,393	29,154	/	/	/	/	26,393	29,154
Mar	36,437	39,012	14,956	16,911	18,142	21,722	69,535	77,645
Apr	26,506	27,876	21,832	16,281	24,402	25,705	72,740	69,862
May	22,969	24,591	22,924	19,908	31,082	33,964	76,975	78,463
June	25,078	24,878	18,914	21,651	32,385	37,180	76,377	83,709
July	37,375	39,175	18,239	18,784	29,845	35,750	85,459	93,709
Aug	35,957	39,880	17,809	17,052	26,423	28,521	80,189	85,453
Sep	36,457	33,702	16,097	16,516	21,418	25,105	73,972	75,323
Oct	29,189	30,076	16,961	19,148	25,415	29,147	71,565	78,371
Nov	24,489	26,097	3,140	2,441	1,422	1,094	29,051	29,632
Dec	24,005	24,536	14,427	14,421	18,430	18,811	56,862	57,768
Total	351,765	367,723	165,299	163,113	228,964	256,999	746,028	787,835

Table 9: Number of Passengers (Arrival and Departure) at Sulaimani International Airport by Airlines and Months in KRI, 2018

Month	Iraqi Airline		Arabia Airline		Foreign Airline		Total	
	Arrival	Departure	Arrival	Departure	Arrival	Departure	Arrival	Departure
Jan	8,845	9,292	/	/	/	/	8,845	9,292
Feb	8,425	10,207	/	/	/	/	8,425	10,207
Mar	12,383	13,227	213	81	/	/	12,596	13,308
Apr	9,122	9,985	2,516	1,863	/	/	11,638	11,848
May	6,148	7,552	2,402	3,185	/	/	8,550	10,737
June	8,432	8,403	5,196	3,903	550	755	14,178	13,061
July	10,731	12,992	5,656	5,319	1,511	1,563	17,898	19,874
Aug	11,714	12,341	4,428	6,303	1,888	1,683	18,030	20,327
Sep	10,727	10,150	3,720	5,111	1,475	1,253	15,922	16,514
Oct	7,331	8,266	3,481	3,796	1,029	834	11,841	12,896
Nov	6,397	6,843	3,107	3,691	719	685	10,223	11,219
Dec	6,350	7,041	3,250	3,998	886	915	10,486	11,954
Total	106,605	116,299	33,969	37,250	8,058	7,688	148,632	161,237

Table 10: Total Transferred cargo at Erbil International Airport by Month in KRI, 2018

Month	Airlines (Iraqi, Arabic, Foreign)	
	Unloaded (ton)	Loaded (ton)
Jan	1	/
Feb	4	/
Mar	21	4
Apr	1,154	45
May	1,416	66
June	1,683	96
July	1,804	122
Aug	1,651	57
Sep	1,570	106
Oct	2,794	121
Nov	1,835	86
Dec	1,740	64
Total	15,673	767

Table 11: Total Transferred Cargo at Sulaimani International Airport by Month in KRI, 2018

Month	Airlines (Iraqi, Arabic, Foreign)	
	Unloaded (ton)	Loaded (ton)
Jan	/	/
Feb	/	/
Mar	79	1
Apr	406	15
May	1,848	8
June	1,328	2
July	1,159	17
Aug	1,516	4
Sep	1,052	3
Oct	1,056	91
Nov	582	12
Dec	728	200
Total	9,754	353

Table 12: Erbil International Airport in KRI 2018 by Number of Passengers, Flights and Airlines

Airline	Number of Flights			Number of Passengers		
	Arrival	Departure	Total	Arrival	Departure	Total
Iraqi	3,466	3,466	6,932	325,825	336,964	662,789
Baghdad Airlines	301	301	602	22,367	26,571	48,938
Dubai Airlines	537	538	1075	35,777	35,145	70,922
Germany	115	115	230	15,902	17,009	32,911
Royal Jordanian	317	317	634	24,437	27,611	52,048
Turkish Airlines	531	531	1062	74,957	78,770	153,727
Iran (Asman, Qeshm AirMahan, Caspian Airlines)	73	73	146	10,517	9,700	20,217
AtlasGlobal Airline	298	298	596	43,669	50,022	93,691
Egypt Air	127	127	254	14,763	13,779	28,542
Qatar Airlines	588	587	1175	40,292	41,246	81,538
Al Arabiya Airlines	130	130	260	11,730	10,198	21,928
Lufthansa	78	78	156	6,761	5,284	12,045
Pegasus Airlines	459	459	918	51,743	71,806	123,549
Al Naser Airline	15	15	30	1,054	1,532	2,586
Austrian Airlines	272	272	544	20,441	19,227	39,668
Middle East Airlines	157	157	314	16,421	16,494	32,915
Azerbaijan Airlines	23	23	46	2,763	2,975	5,738
Saudi Airlines	42	42	84	2,001	2,285	4,286
Fly Erbil Airline	46	46	92	3,573	4,188	7,761
Flynas Airline	67	67	134	6,121	5,593	11,714
Nas Air	14	14	28	1,271	1,773	3,044
Cham Wings Airlines	95	95	190	11,432	7,457	18,889
Armenian Airlines	30	30	60	2,211	2,206	4,417
Cargo Flight	247	247	494	/	/	/
Total	8,028	8,028	16,056	746,028	787,835	1,533,863

Figure 7: Number of Arrival Passengers at Erbil International Airport by Airlines in KRI, 2018

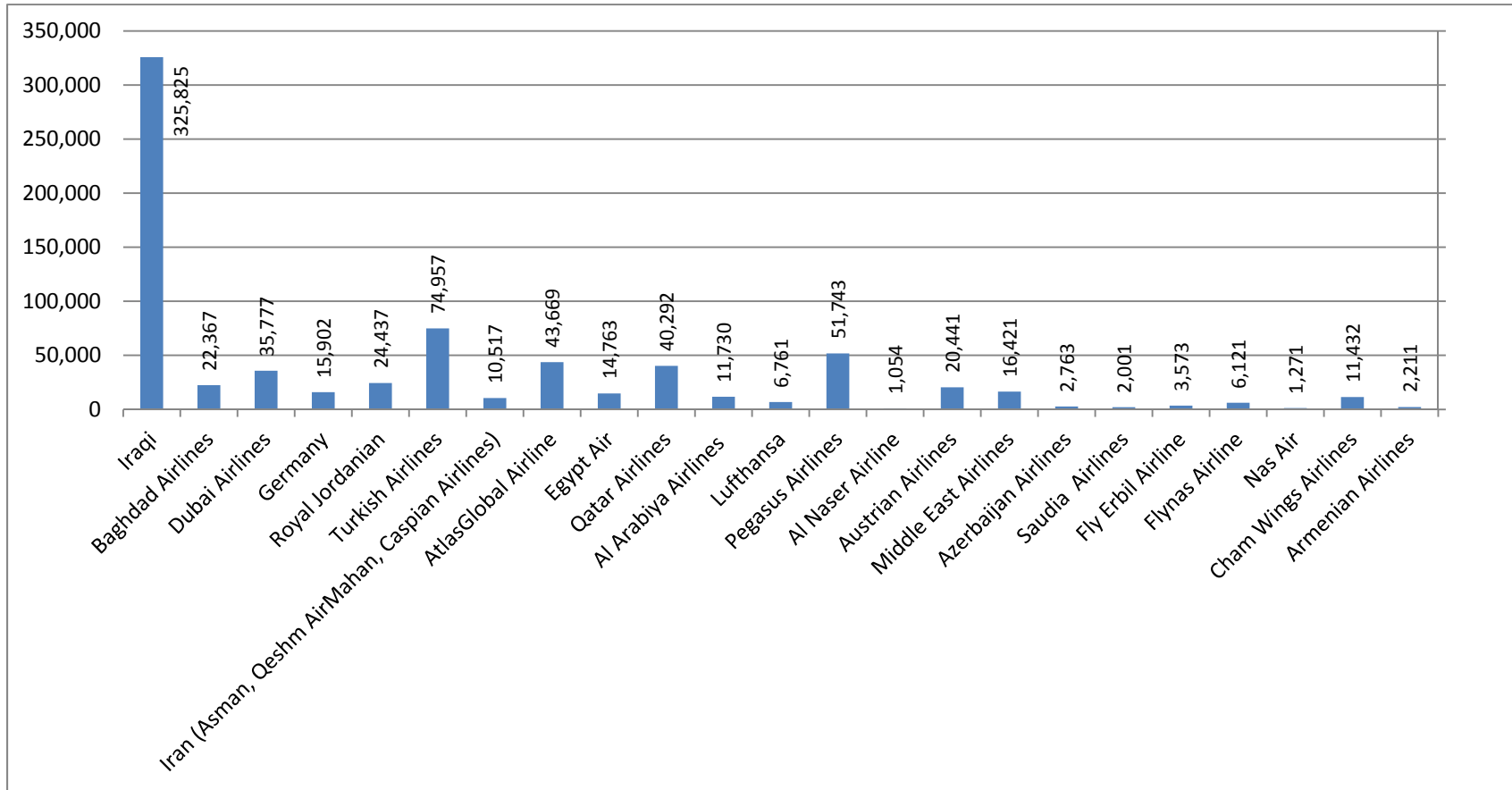


Figure 8: Number of Departure Passengers at Erbil International Airport by Airlines in KRI, 2018

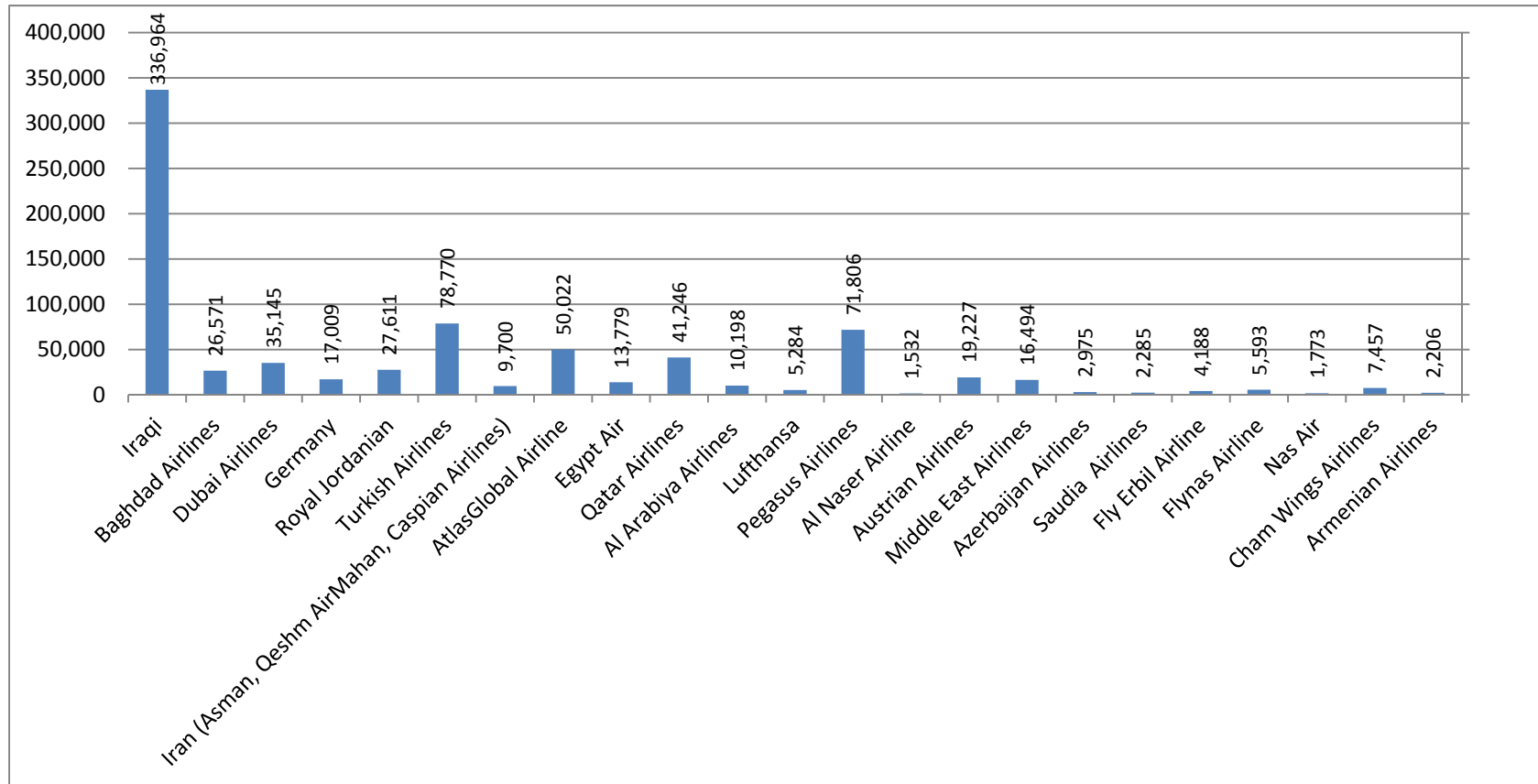


Table 13: Sulimani International Airport in KRI in 2018 by Number of Passengers, Flights and Airlines

Airline	Number of Flights			Number of Passengers		
	Arrival	Departure	Total	Arrival	Departure	Total
Iraqi	1,679	1,679	3,358	105,511	115,368	220,879
Dubai Airlines	90	90	180	4,153	4,821	8,974
Jordanian	120	120	240	6,983	8,664	15,647
Iran Airline	57	57	114	6,306	5,927	12,233
Azerbaijan Airlines	16	16	32	1,525	1,566	3,091
Qatar Airlines	274	274	548	21,958	22,566	44,523
Armenian Airlines	4	4	8	227	195	422
Specials	185	185	370	1,094	931	2,025
Al Arabiya airline (alsharqiya)	15	15	30	875	1,199	2,074
Cargo	255	254	509	/	/	/
Total	2,695	2,694	5,389	148,632	161,237	309,869

Figure 9: Number of Arrival Passengers at Erbil International Airport by Airlines in KRI, 2018

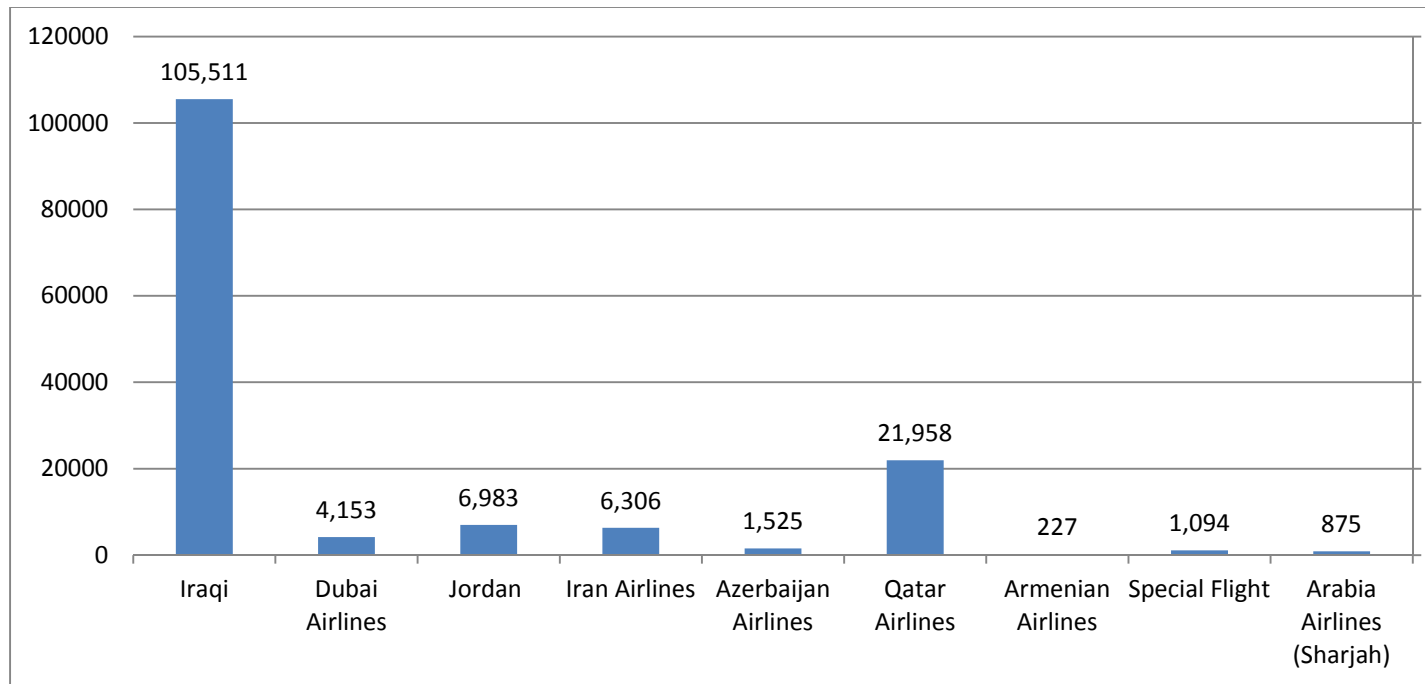
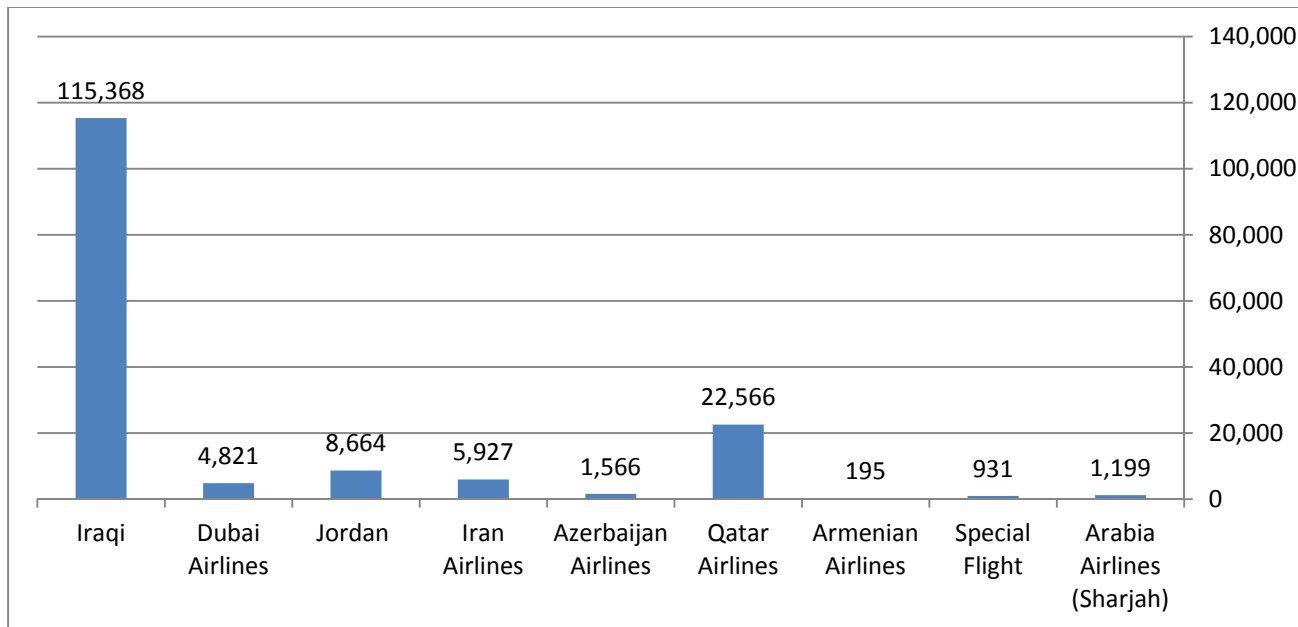


Figure 10: Number of Departure Passengers at Erbil International Airport by Airlines in KRI, 2018



Ministry of Planning / Kurdistan Region Statistics Office

www.krso.gov.krd

