

MINISTRY OF PLANNING
KURDISTAN REGIONAL GOVERNMENT
KURDISTAN REGION STATISTICS OFFICE



Consumer Price Index (CPI) and Inflation Rate in Kurdistan Region, Feb / 2021

Consumer Price Index Department

Mar / 2021

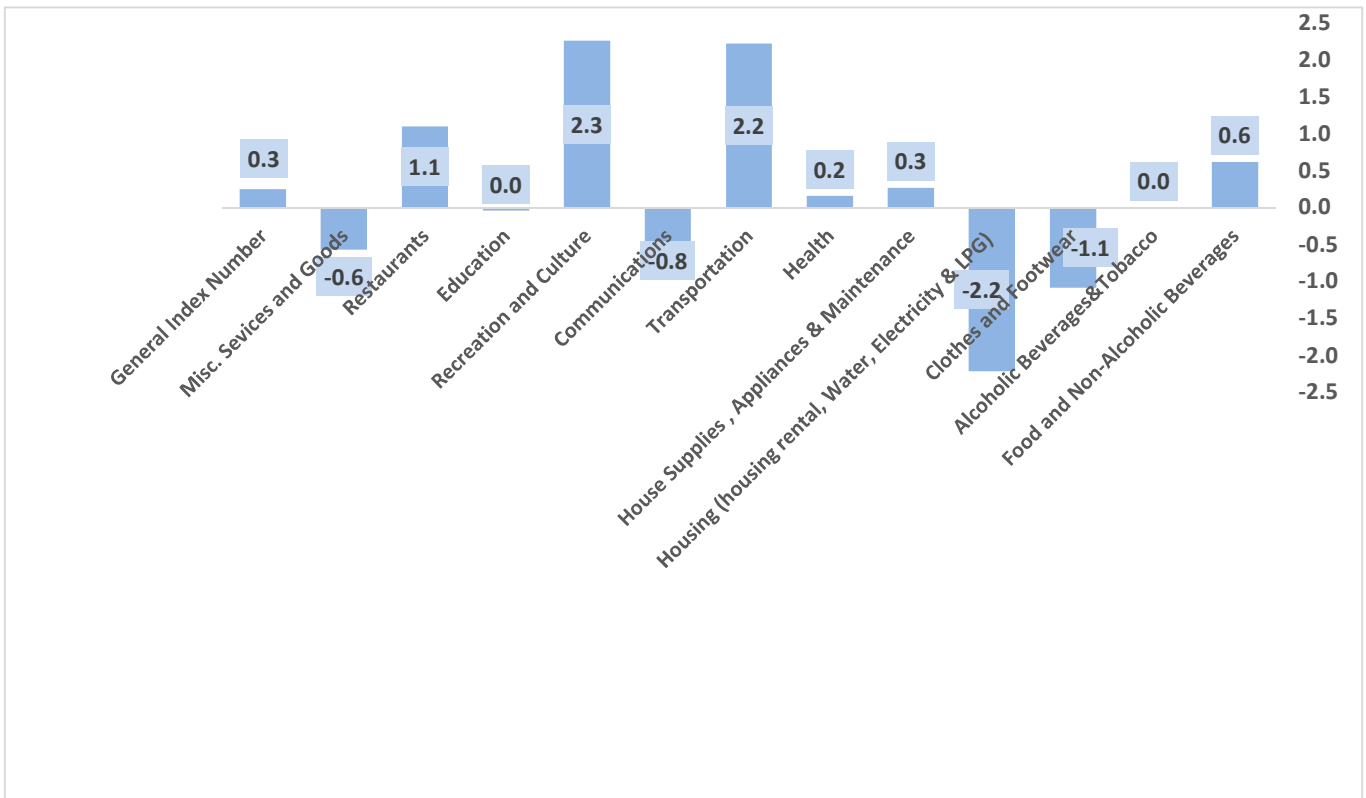
Analysis of inflation rate

1-Monthly inflation rate

Consumer price index (CPI) reached 101.39% in Kurdistan Region in Feb 2021, where it shows an increase of 0.3% compared to Jan 2021.

CPI monthly increase is due to the prices increase in the following sections:

- 1- Recreation and Culture by 2.3%,
- 2- Transportation by 2.2%,
- 3- Restaurant by 1.1%,
- 4- Food and non- alcoholic beverages by 0.6%,
- 5- House Supplies , Appliances & Maintenance by 0.3%,
- 6- Health by 0.2 %.

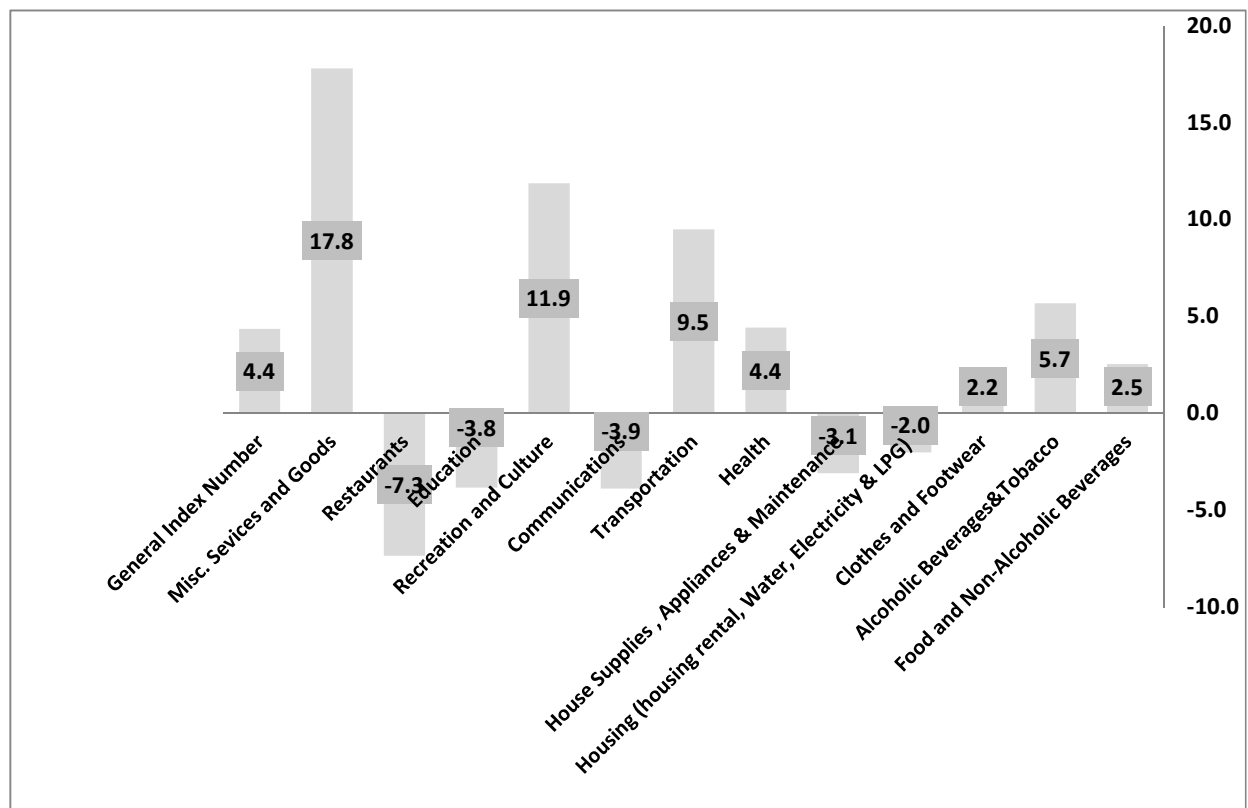


2-Annual Inflation rate:

Consumer price index (CPI) recorded %101.39 in Kurdistan Region for Feb 2021, where it shows an annual increase by 4.4% compared to Feb 2020.

Annual increase in CPI is due to the prices increase in the following sections

1. Misc. Services and Goods by 17.8%,
2. Recreation and Culture by 11.9%,
3. Transportation by 9.5%,
4. Alcoholic beverages & Tobacco by 5.7%,
5. Health by 4.4 %,
6. Food and non- alcoholic beverages by 2.5%
7. Clothes and Footwear by 2.2%.



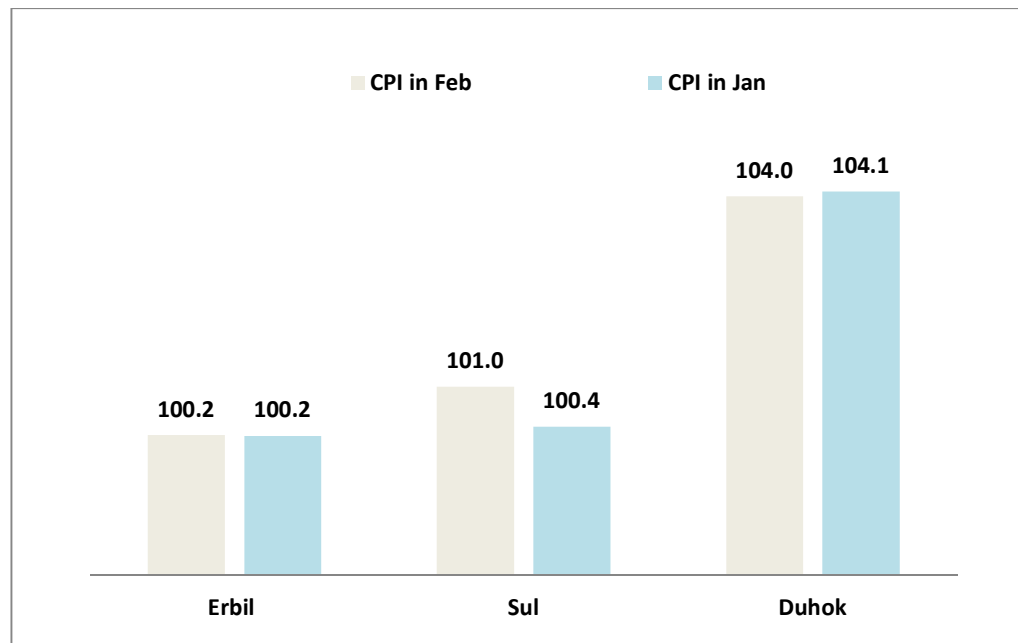
3-Inflation Rate compared to 2012 (2012=100%)

Consumer price index shows an increase by 1.4% in Feb 2021 compared to the base year 2012.

4-Consumer price index in Kurdistan Region’s governorates:

in Kurdistan Region’s governorates, Consumer price index recorded the following rate in Feb 2021 compared to its previous month:

1. In Erbil governorate (100.2%) no changes have been recorded.
2. Sulaimani governorate (101.0%) recorded an increase by 0.6%,
3. Duhok governorate (104.0) recorded a decrease by 0.1%.



Tables

CPI in Kurdistan Region, Feb / 2021

#	Main and Sub Groups	Jan	Feb	Mar	Apr	May	June	July	August	sept	Oct	Nov	Dec
1	Food and non-alcoholic beverages	93.4	94.0										
11	Food	92.4	92.9										
111	Cereals and their products	94.7	95.4										
112	Meats	92.7	93.8										
113	Fish	74.7	75.8										
114	Yogurt, cheese and eggs	98.0	99.4										
115	Oils and fats	97.0	97.5										
116	Fruits	91.7	92.2										
117	Vegetables	82.2	82.0										
118	Sugar and sugar products	103.2	103.0										
119	Other Food products	113.5	114.0										
12	Non-alcoholic beverages	119.1	120.9										
2	Tobacco	126.4	126.4										
3	Clothes and Footwear	95.2	94.1										
31	Clothes	95.4	94.7										
311	Cloth materials	102.6	101.4										
312	Sewing services	113.9	109.3										

Consumer Price Index (CPI) and Inflation Rate in Kurdistan Region, Feb / 2021

Continued

313	Ready made mens clothing	80.0	79.1
314	Ready made women clothing	86.6	86.2
315	Ready made children clothing	81.4	80.8
316	laundry	109.0	108.8
32	Footwears	95.0	91.5
4	Housing (housing rental, water, electricity & LPG)	96.0	93.9
411	Housing rental	87.3	86.4
412	House maintenance and Services	97.2	96.9
413	Electricity and water supply	155.0	133.7
414	Fuels (gasolin, kerosene and LPG)	102.5	103.9
5	House supplies, appliances & maintenance	95.9	96.2
51	Furniture and equipments	92.5	92.4
52	Home appliances	98.7	99.2
6	Health	121.3	121.5
7	Transportation	108.6	111.1
8	Communications	115.5	114.6
9	Recreation and culture	99.6	101.9
10	Education	104.2	104.2
11	Restaurants and hotle	84.6	85.5
12	Misc. sevices and goods	124.4	123.7
0	CPI in average	101.13	101.39

Consumer Price Index (CPI) and Inflation Rate in Kurdistan Region, Feb / 2021

CPI in Erbil governorate Feb /2021

#	Main and Sub Groups	Jan	Feb	Mar	Apr	May	June	July	August	sept	Oct	Nov	Dec
1	Food and non-alcoholic beverages	92.2	92.9										
11	Food	91.3	91.9										
111	Cereals and their products	93.2	93.9										
112	Meats	90.6	90.7										
113	Fish	87.7	87.7										
114	Yogurt, cheese and eggs	94.7	102.0										
115	Oils and fats	97.2	98.1										
116	Fruits	92.0	90.9										
117	Vegetables	84.6	83.5										
118	Sugar and sugar products	99.1	98.9										
119	Other Food products	104.6	104.9										
12	Non-alcoholic beverages	118.8	123.6										
2	Tobacco	129.7	129.7										
3	Clothes and Footwear	94.8	92.5										
31	Clothes	92.4	91.6										
311	Cloth materials	92.0	91.2										
312	Sewing services	104.6	100.9										

Consumer Price Index (CPI) and Inflation Rate in Kurdistan Region, Feb / 2021

Continued

313	Ready made mens clothing	101.7	100.4
314	Ready made women clothing	78.3	77.7
315	Ready made children clothing	85.5	85.2
316	laundry	100.0	99.2
32	Footwears	108.9	97.5
4	Housing (housing rental, water, electricity & LPG)	87.5	86.1
411	Housing rental	81.1	80.6
412	House maintenance and Services	62.3	61.5
413	Electricity and water supply	160.3	143.6
414	Fuels (gasolin, kerosene and LPG)	92.0	95.9
5	House supplies , appliances & maintenance	95.2	94.9
51	Furniture and equipments	79.8	78.5
52	Home appliances	108.2	108.9
6	Health	124.0	124.1
7	Transportation	114.0	114.6
8	Communications	115.9	116.7
9	Recreation and culture	90.3	95.6
10	Education	100.4	100.4
11	Restaurants and hotle	89.1	91.7
12	Misc. sevices and goods	127.6	126.5
0	CPI in average	100.2	100.2

Consumer Price Index (CPI) and Inflation Rate in Kurdistan Region, Feb / 2021

CPI in Sulaimania governorate Feb /2021

#	Main and Sub Groups	Jan	Feb	Mar	Apr	May	June	July	August	sept	Oct	Nov	Dec
1	Food and non-alcoholic beverages	95.3	95.3										
11	Food	94.2	94.3										
111	Cereals and their products	94.0	94.0										
112	Meats	95.1	95.1										
113	Fish	58.0	58.0										
114	Yogurt, cheese and eggs	96.5	96.5										
115	Oils and fats	96.1	96.1										
116	Fruits	100.8	100.8										
117	Vegetables	83.2	83.3										
118	Sugar and sugar products	104.9	104.9										
119	Other Food products	128.2	128.4										
12	Non-alcoholic beverages	119.7	119.7										
2	Tobacco	117.4	117.4										
3	Clothes and Footwear	92.1	92.5										
31	Clothes	93.5	94.0										
311	Cloth materials	108.6	108.1										
312	Sewing services	109.6	107.1										

Consumer Price Index (CPI) and Inflation Rate in Kurdistan Region, Feb / 2021

Continued

313	Ready made mens clothing	50.7	51.6
314	Ready made women clothing	76.5	76.5
315	Ready made children clothing	73.3	73.3
316	laundry	129.6	129.6
32	Footwears	85.3	85.3
4	Housing (housing rental, water, electricity & LPG)	96.6	94.3
411	Housing rental	83.8	83.1
412	House maintenance and Services	104.5	104.5
413	Electricity and water supply	148.8	122.4
414	Fuels (gasolin, kerosene and LPG)	123.3	123.3
5	House supplies, appliances & maintenance	97.1	96.6
51	Furniture and equipments	103.2	103.4
52	Home appliances	91.7	90.6
6	Health	112.3	112.3
7	Transportation	103.9	108.9
8	Communications	114.0	113.8
9	Recreation and culture	110.8	110.3
10	Education	119.6	119.6
11	Restaurants and hotle	92.9	92.9
12	Misc. sevices and goods	121.1	120.1
0	CPI in average	100.4	101.0

Consumer Price Index (CPI) and Inflation Rate in Kurdistan Region, Feb / 2021

CPI in Duhok governorate Feb /2021

#	Main and Sub Groups	Jan	Feb	Mar	Apr	May	June	July	August	sept	Oct	Nov	Dec
1	Food and non-alcoholic beverages	91.8	93.2										
11	Food	90.5	92.0										
111	Cereals and their products	98.6	100.4										
112	Meats	91.5	96.2										
113	Fish	85.7	90.9										
114	Yogurt, cheese and eggs	105.9	100.7										
115	Oils and fats	98.3	99.3										
116	Fruits	73.4	77.5										
117	Vegetables	76.5	76.9										
118	Sugar and sugar products	106.3	106.1										
119	Other Food products	99.7	101.1										
12	Non-alcoholic beverages	118.6	118.8										
2	Tobacco	138.7	138.7										
3	Clothes and Footwear	101.5	100.0										
31	Clothes	103.6	101.3										
311	Cloth materials	108.0	105.3										
312	Sewing services	137.4	126.9										

Consumer Price Index (CPI) and Inflation Rate in Kurdistan Region, Feb / 2021

Continued

313	Ready made mens clothing	101.4	97.5
314	Ready made women clothing	119.3	118.9
315	Ready made children clothing	90.4	88.0
316	laundry	83.7	84.0
32	Footwears	91.1	93.4
4	Housing (housing rental, water, electricity & LPG)	108.8	105.9
411	Housing rental	101.2	102.2
412	House maintenance and Services	139.6	139.4
413	Electricity and water supply	158.2	139.5
414	Fuels (gasolin, kerosene and LPG)	137.4	79.7
5	House supplies, appliances & maintenance	94.9	97.3
51	Furniture and equipments	92.6	93.6
52	Home appliances	96.7	100.2
6	Health	134.2	134.8
7	Transportation	109.0	109.4
8	Communications	118.0	112.6
9	Recreation and culture	93.0	95.6
10	Education	80.8	80.6
11	Restaurants and hotle	61.1	61.1
12	Misc. sevices and goods	125.6	126.0
0	CPI in average	104.1	104.0

Consumer Price Index (CPI) and Inflation Rate in Kurdistan Region, Feb / 2021

#	Main Groups	Dec 2020	Jan 2021	Monthly inflation rate %	Jan 2021	Feb 2021	Monthly inflation rate %	Feb 2021	Mar 2021	Monthly inflation rate %	Mar 2021	April 2021	Monthly inflation rate %	Apr 2021	May 2021	Monthly inflation rate %			
---	-------------	----------	----------	--------------------------	----------	----------	--------------------------	----------	----------	--------------------------	----------	------------	--------------------------	----------	----------	--------------------------	--	--	--

CPI monthly change in Kurdistan Region, Feb / 2021

Consumer Price Index (CPI) and Inflation Rate in Kurdistan Region, Feb / 2021

																		May 2021	June 2021	Monthly inflation rate %
01	Food & beverages	Main Groups	Jan 2020	Jan 2021	Annual inflation rate	Feb 2020	Feb 2021	Annual inflation rate	Mar 2020	Mar 2021	Annual inflation rate	April 2020	April 2021	Annual inflation rate	May 2020	May 2021	Annual inflation rate	Jun 2020	Jun 2021	Annual inflation rate
02	Alcohol & tobacco																			
03	Clothing																			
04	Housing (housing rental, water, electricity & LPG)	92.5	96.0	3.8	96.0	93.9	-2.2													
05	House supplies, appliances & maintenance	94.0	95.9	2.1	95.9	96.2	0.3													
06	Health	120.4	121.3	0.7	121.3	121.5	0.2													
07	Transportation	104.1	108.6	4.4	108.6	111.1	2.2													
08	Communications	116.1	115.5	-0.5	115.5	114.6	-0.8													
09	Recreation and culture	98.3	99.6	1.3	99.6	101.9	2.3													
10	Education	104.1	104.2	0.1	104.2	104.2	0.0													
11	Restaurants	85.9	84.6	-1.5	84.6	85.5	1.1													
12	Misc. services and goods	121.7	124.4	2.2	124.4	123.7	-0.6													
00	CPI in average	99.5	101.13	1.7	101.13	101.39	0.3													

CPI annual change in Kurdistan Region, Feb / 2021

Consumer Price Index (CPI) and Inflation Rate in Kurdistan Region, Feb / 2021

01	Food and non-alcoholic beverages	91.4	93.4	2.2	91.7	94.0	2.5											
02	Alcoholic beverages & tobacco	118.7	126.4	6.5	119.6	126.4	5.7											
03	Clothing and Footwears	92.6	95.2	2.8	92.1	94.1	2.2											
04	Housing (housing rental, water, electricity & LPG)	95.1	96.0	1.0	95.8	93.9	-2.0											
05	House supplies , appliances & maintenance	90.8	95.9	5.6	99.2	96.2	-3.1											
06	Health	115.9	121.3	4.6	116.3	121.5	4.4											
07	Transportation	94.6	108.6	14.9	101.4	111.1	9.5											
08	Communications	119.3	115.5	-3.2	119.2	114.6	-3.9											
09	Recreation and culture	91.6	99.6	8.7	91.0	101.9	11.9											
10	Education	108.7	104.2	-4.1	108.3	104.2	-3.8											
11	Restaurants	95.0	84.6	-11.0	92.3	85.5	-7.3											
12	Misc. services and goods	101.5	124.4	22.5	105.0	123.7	17.8											
00	CPI in average	96.6	101.13	4.7	97.1	101.39	4.4											

Ministry of planning/ Kurdistan Region Statistics Office

For more Information, please contact us on:

E-Mail: contact@krso.gov.krd

Web site: www.krso.gov.krd

Number phone: 07508963143

Face book:<https://www.facebook.com/krso.krd>