



Kurdistan Regional Government
Ministry of Planning
Kurdistan Region Statistics Office



Private sector Automobiles in Kurdistan region 2020

Transportation and communication statistics department

May 2022

Kurdistan Regional Government
Ministry of Planning
Kurdistan Region Statistics Office

Private sector Automobiles in Kurdistan region 2020

Transportation and communication statistics department

May 2022

©Copy right May 2022

Ministry of Planning/ Kurdistan Region Statistics Office

Suggested Citation:

Kurdistan Region Statistics Office, 2022, transportation and communication statistics department, *Private sector Automobiles in in Kurdistan region 2020*. Erbil, Kurdistan Region, Iraq.

For more information please contact:

Website: www.krso.gov.krd

Tel: +964 (0)66 255 9170

Email: contact@krso.gov.krd

ID number:86

Preface

Automobile is the most common tool for commuting and transporting people and goods with all kinds and sizes. Automobile has an effective and dynamic role in economic development and in internal and external trade. Due to the speed and easily using, year by year, the automobile is more relied on to transport people and goods to different geographical places with different distances. No doubt, beside the benefits automobile has in the everyday of human life, it causes damage to the environment in terms of polluting as the result of using unclean fuel and rising the number of this auto tool. We need to know how and what kind of automobile to be used suitable to our needs and this could not be achieved without access to an accurate and precise data. Relying on data, ensures the plans and projects that carried out by relevant authorities. This allowed KRSO to prepare the latest data on automobile and make it available for users.

Contents

Preface	I
List of tables	II
List of figures	III
Introduction.....	1
Objective	1
Concepts and definitions	2
Data collection	2
Summery	3

List of tables

Table 1: key indicators of automobile in private sector in Kurdistan region in 2020.....	4
Table 2: The number of automobiles in private sector by types, purpose of using (passenger and loading) and governorates in Kurdistan region in 2020.....	5
Table 3: the number of automobiles in private sector by types (passenger, loading, private, rental) and used fuel in Kurdistan region in 2020	7
Table 4: number of buses by seats capacity and governorates in Kurdistan region in 2020	8
Table 5: number of loading automobiles by load capacity at the level of governorates in Kurdistan region in 2020	8
Table 6: number of automobiles by using and governorates in Kurdistan region in 2020	9
Table 7: number of passenger automobiles (rental and private) by types and year model in Kurdistan region in 2020	11
Table 8: number of loading automobiles for private sector by types and model year in Kurdistan region in 2020	12

List of figures

Figure 1: comparison between the number of automobiles for the private sector by governorates in Kurdistan region in 2020.....	6
Figure 2: comparison between passenger and loading automobiles in Kurdistan region in 2020.....	9
Figure 3: Comparison between loading and passenger automobiles by governorates in Kurdistan region in 2020	10
Figure 4: comparison between the number of rental and private passenger automobiles by governorates in Kurdistan region in 2020.....	10

Introduction

Now a day, automobile is an inseparable part of our life and the number of automobiles is increasing rapidly. Automobile are of different kinds that used for different purposes with difference fuel for operating. Access to this data is of great importance to enable us to meet our needs according to our needs in term of the number of automobiles, kind of automobiles (passenger, loading), kind of fuel (gasoline, Diesel) and the model year.

with cooperation of ministry of interior and traffic directorates in KR governorates, KRSO has been annually collecting this data since 2014 and represent them in the form of tables. It worth to mention that this data is for private sector and the public sector is excluded. The current report includes the data of 2020 registered in the traffic directorates of governorates (Duhok, Erbil, Suleimani).

Objective

Our objective is to represent the data of automobiles that covers only the private sector for the year 2020 that has been recorded in the traffic directorates of governorates to achieve a number of indicators at the level of governorates, like the number of automobiles, the kind of automobile (passenger, loading), fuel (gasoline, Diesel) and the model year.

Concepts and definitions

Automobile: it refers to a tool made of a group of mechanic pieces that work together in a regular way which designed to run primarily on roads in the big and small sizes to transport people and goods.

Saloon: it is a kind of automobile with seats for 4-5 people and a boot that is separated from the rear seats and is for rental or private use.

Station automobile: It is a kind of automobile with seats for 4-5 people and a boot not separated from the rear seats and is for private use or for commercial purpose.

Bus: bus is a vehicle carrying passengers with seats for 10 and more passengers.

Pickup: pickup refers to a vehicle used for transportation of goods and has capacity to load between 1-2 tons.

Cargo vehicle: it refers to any commercial vehicle used to haul high weight loads such as lorry, truck and tanker.

Van: it is a commercial vehicle used for transportation of goods.

Data collection

This data is collected in tables that are already designed and prepared in transportation statistics department in KRSO and, then in cooperation with statistic directorates in governorates sent to traffic offices through a formal letter for data collection. The completed tables would be returned back to KRSO for preparing the final report following verifying and analyzing the key indicators.

Summery

Total number of automobiles: the number of automobiles that has been registered in traffic offices in governorates reached 96,976 of which 80,791 (83.3%) registered as passenger automobiles and 16,215 (16.7%) as loading automobiles.

In 2020, the total number of automobiles registered in Erbil governorate is 57,629 accounted for 59.4% followed by Sulaimani with 26,982 automobiles (27.8%) and Duhok governorate with 12,365 automobiles (12.8%).

The number of passenger automobiles is 80,761. of this, 49,000 goes for Saloon automobile (60.7%), 30,844 (38.2%) registered by Station automobile and the number of Buses is 917 (1.1%) that has been registered in traffic offices in Kurdistan region 2020.

In 2020, the number of loading vehicles in Kurdistan region registered 16,215 vehicles, of which Pickups and Vans recorded 11,781 (72.7%) and 4,434 Lorries, Trucks and Tankers.

About fuel, the results show that 90,498 of the total automobiles in the private sector use gasoline accounted for 93.3% and 6,393 of automobiles accounted for 6.6% use gas in Kurdistan region in 2020.

According to the data from traffic office in 2020, the number of private automobiles is 79,522 (82%), the rental automobiles is 1,239 (1.3%) and loading automobiles is 16,215 (16.7%).

Automobiles in private sector automobile in Kurdistan region 2020

Table 1: key indicators of automobile in private sector in Kurdistan region in 2020

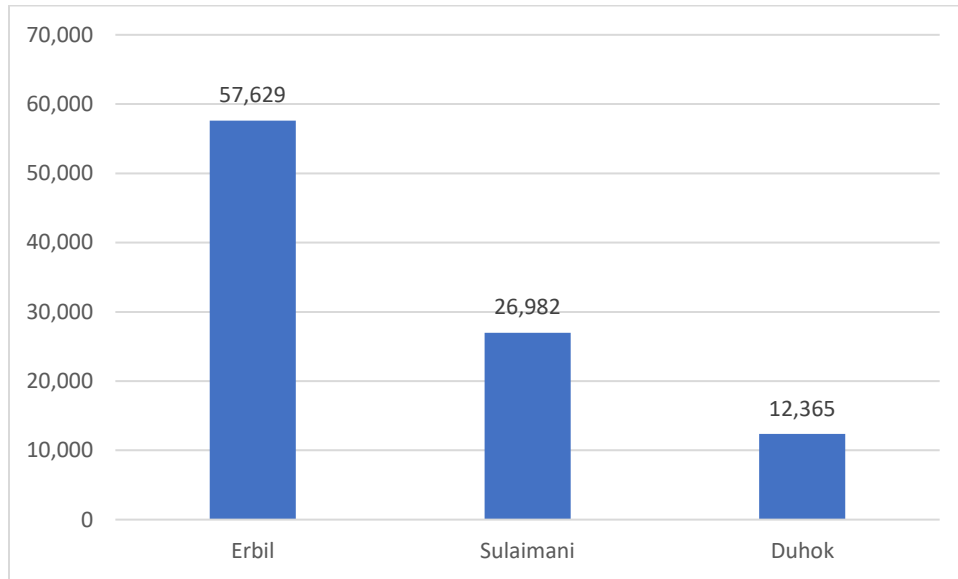
Key indicators	Number	
Passenger automobiles	Private automobiles	79,522
	Rental automobiles	1,239
Loading automobiles	16,215	
Gasoline used automobiles	90,498	
Diesel used automobiles	6,393	
Other fuels	85	

Automobiles in private sector automobile in Kurdistan region 2020

Table 2: The number of automobiles in private sector by types, purpose of using (passenger and loading) and governorates in Kurdistan region in 2020

Governorate	Passenger car							Loading car					Total
	Private			Rental				Pickup	Lorry	Camion	Tanker	Total	
	Salon	Station	Total	Salon	Station	Bus	Total						
Erbil	28,119	18,567	46,686	55	89	404	548	7,309	2,034	569	483	10,395	57,629
Sulaimani	13,258	9,016	22,274	170	8	485	663	3,322	/	401	322	4,045	26,982
Duhok	7,398	3,164	10,562	/	/	28	28	1,150	437	110	78	1,775	12,365
Total	48,775	30,747	79,522	225	97	917	1239	11,781	2,471	1,080	883	16,215	96,976

Figure 1: comparison between the number of automobiles for the private sector by governorates in Kurdistan region in 2020



Automobiles in private sector in Kurdistan region 2020

Table 3: the number of automobiles in private sector by types (passenger, loading, private, rental) and used fuel in Kurdistan region in 2020

Fuel		Gasoline	Diesel	Other	Total	
Types of automobiles						
Passenger automobiles	Private	Salon	48,653	80	42	48,775
		Station	30,531	173	43	30,747
		Total	79,184	253	85	79,522
	Rental	Salon	224	1	/	225
		Station	84	13	/	97
		Bus	761	156	/	917
		Total	1,069	170	/	1,239
Loading automobiles	Pickup	10,164	1,617	/	11,781	
	Lorry	18	2,453	/	2,471	
	Camion	34	1,061	/	1,095	
	Tanker	29	839	/	868	
	Total	10,245	5,970	/	16,215	
Total		90,498	6,393	85	96,976	

Automobiles in private sector in Kurdistan region 2020

Table 4: number of buses by seats capacity and governorates in Kurdistan region in 2020

Governorate	Seats			
	10-14	15-21	Above 22	total
Erbil	266	19	119	404
Sulaimani	60	10	415	485
Duhok	5	15	8	28
Total	331	44	542	917

Table 5: number of loading automobiles by load capacity at the level of governorates in Kurdistan region in 2020

Governorate	Load capacity			Total
	1-2 tons	2-4 tons	4-8 tons and above	
Erbil	6,710	767	2,918	10,395
Sulaimani	368	1,563	565	2,496
Duhok	40	4	625	669
Total	7,118	2,334	4108	13,560

Automobiles in private sector in Kurdistan region 2020

Table 6: number of automobiles by using and governorates in Kurdistan region in 2020

Government	Passenger automobiles		Loading automobiles	Total
	Private	Rental		
Erbil	46,686	548	10,395	57,629
Sulaimani	22,274	663	4,045	26,982
Duhok	10,562	28	1,775	12,365
Total	79,522	1,239	16,215	96,976

Figure 2: comparison between passenger and loading automobiles in Kurdistan region in 2020

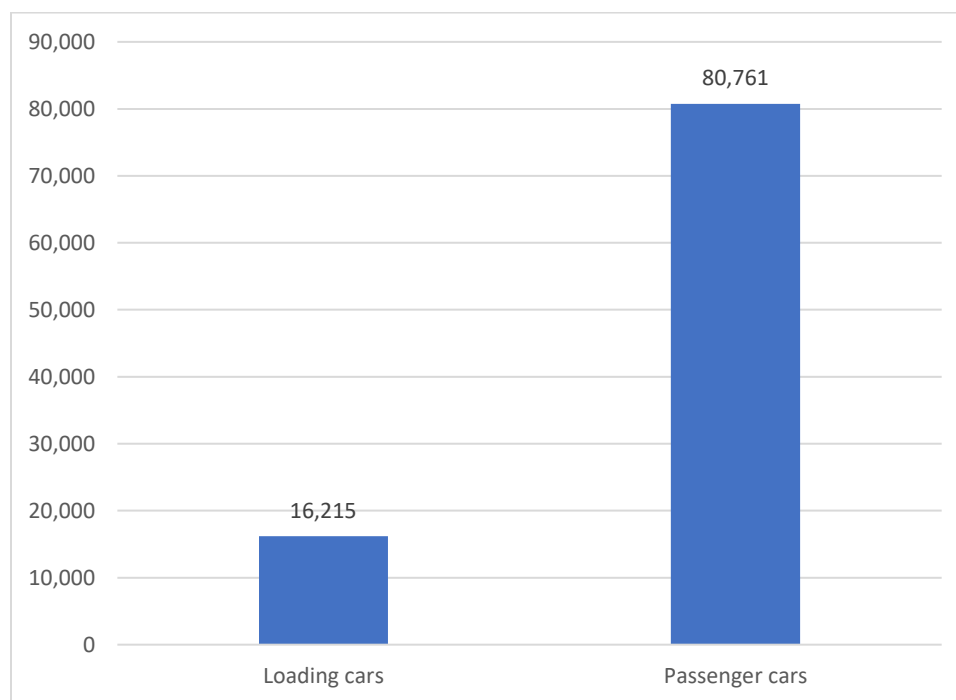


Figure 3: Comparison between loading and passenger automobiles by governorates in Kurdistan region in 2020

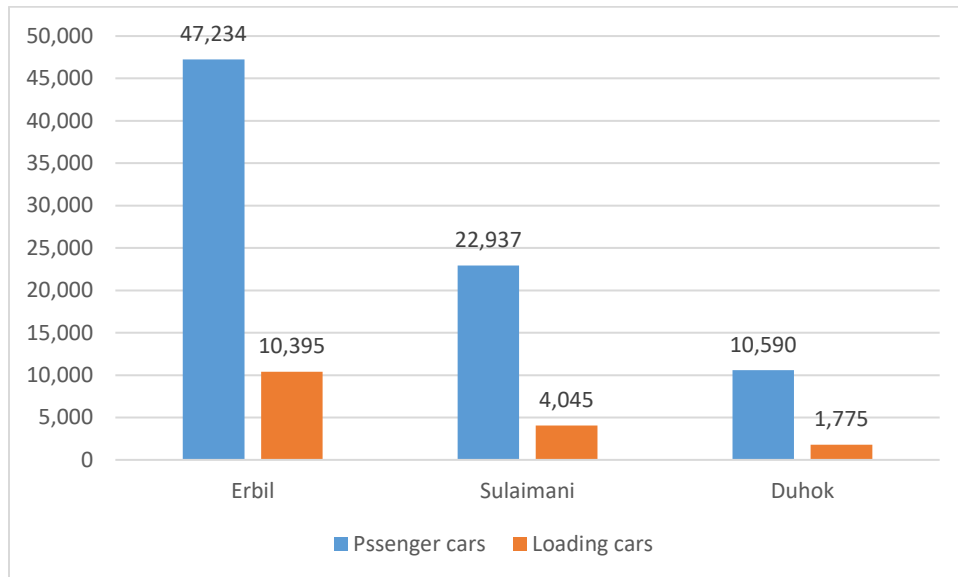
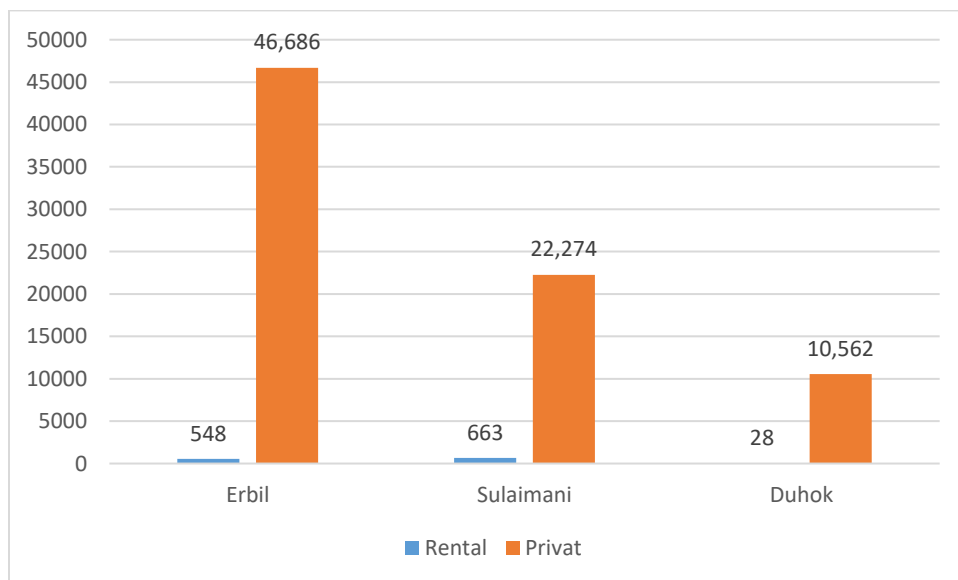


Figure 4: comparison between the number of rental and private passenger automobiles by governorates in Kurdistan region in 2020



Automobiles in private sector in Kurdistan region 2020

Table 7: number of passenger automobiles (rental and private) by types and year model in Kurdistan region in 2020

Year model	Passenger automobiles						
	Private			Rental			
	Salon	Station	Total	Salon	Station	Bus	Total
Before 2000	67	11	78	1	1	4	6
2001	4	8	12	0	0	1	1
2002	2	3	5	0	0	3	3
2003	3	5	8	0	0	1	1
2004	5	3	8	1	0	2	3
2005	9	9	18	4	0	7	11
2006	35	39	74	14	0	7	21
2007	55	48	103	11	0	8	19
2008	145	55	200	4	0	3	7
2009	167	60	227	2	0	6	8
2010	160	91	251	32	0	26	58
2011	190	163	353	17	0	70	87
2012	192	141	333	20	0	55	75
2013	186	225	411	82	0	73	155
2014	166	193	359	33	1	112	146
2015	169	119	288	4	1	64	69
2016	296	193	489	0	0	31	31
2017	2,463	1,921	4,384	0	0	76	76
2018	15,829	6,945	22,774	0	37	76	113
2019	10,386	4,916	15,302	0	24	27	51
2020	17,911	14,603	32,514	0	31	262	293
2021	335	996	1,331	0	2	3	5
Total	48,775	30,747	79,522	225	97	917	1,239

Automobiles in private sector in Kurdistan region 2020

Table 8: number of loading automobiles for private sector by types and model year in Kurdistan region in 2020

Model year	Loading automobiles				Total
	Pickup and Van	Lorry	Camion	Tanker	
Before 2000	1	0	1	0	2
2001	0	0	0	0	0
2002	1	0	2	0	3
2003	1	0	5	0	6
2004	2	0	3	1	6
2005	5	3	11	6	25
2006	43	10	16	7	76
2007	44	9	15	12	80
2008	146	5	15	3	169
2009	131	14	15	7	167
2010	129	94	40	48	311
2011	80	1,006	390	332	1,808
2012	214	515	259	215	1,203
2013	152	229	135	106	622
2014	87	123	81	57	348
2015	93	56	22	13	184
2016	111	54	24	10	199
2017	528	72	16	11	627
2018	794	88	11	15	908
2019	854	69	13	14	950
2020	7,231	97	21	11	7,360
2021	1,134	27	0	0	1,161
Total	11,781	2,471	1,095	868	16,215

Ministry of Planning - Kurdistan Region Statistics Office
www.krso.gov.krd

